

My First Writing

STUDENT BOOK

1

2nd Edition



@future

2nd Edition

My First Writing 1



Contents

My Family

Unit 1	My Brothers and I	6
Unit 2	My Mom and Dad	12
Unit 3	My Pet	18

Writing Project 1	All about Mom and Dad	Report Writing	24
-------------------	-----------------------	----------------	----

My Places

Unit 4	My Room	26
Unit 5	My Classroom	32
Unit 6	The Playground	38

Writing Project 2	Classroom Hanger Mobile	Report Writing	44
-------------------	-------------------------	----------------	----

My Town

Unit 7	My Neighborhood	46
Unit 8	My Town	52
Unit 9	At the Market	58

Writing Project 3	My Town Postcard	Letter Writing	64
-------------------	------------------	----------------	----

My Favorites


Unit 10	My Favorite Character	66
Unit 11	My Favorite Thing	72
Unit 12	My Favorite Animal	78
Writing Project 1	My Family's Favorite Place	Report Writing 84

Doing Things

Unit 13	My Day	86
Unit 14	My Dad's Day	92
Unit 15	After-school Fun	98
Writing Project 2	My Schedule	Chart Writing 104

Scope and Sequence

106





Characters

Cody



Dad





Finn

Ella

Mom

STEP 1 Warm-up

A Circle the words to complete the story.

My Brothers and I

I am Ella Kibbits.

I am a girl / a boy .

I am eight years old.

I am tall / pretty .Finn and Cody am / are my brothers.

Finn is nine years old.

Cody is /are ten years old.

They are funny.

B Look and write the name.



1



2



3

STEP 2 Word Practice

A Choose and write the word.

boy

girl

brother

sister

brothers

sisters

1



I am a _____.

2



I am a _____.

3



We are _____.

4



We are _____.

5



He is my _____.

6



She is my _____.

B Look and write the word.

pretty

tall

short

funny

happy

smart

1



He is _____.

2



They are _____.

3



She is _____.

4



They are _____.

5



She is _____.

6



He is _____.

STEP 3

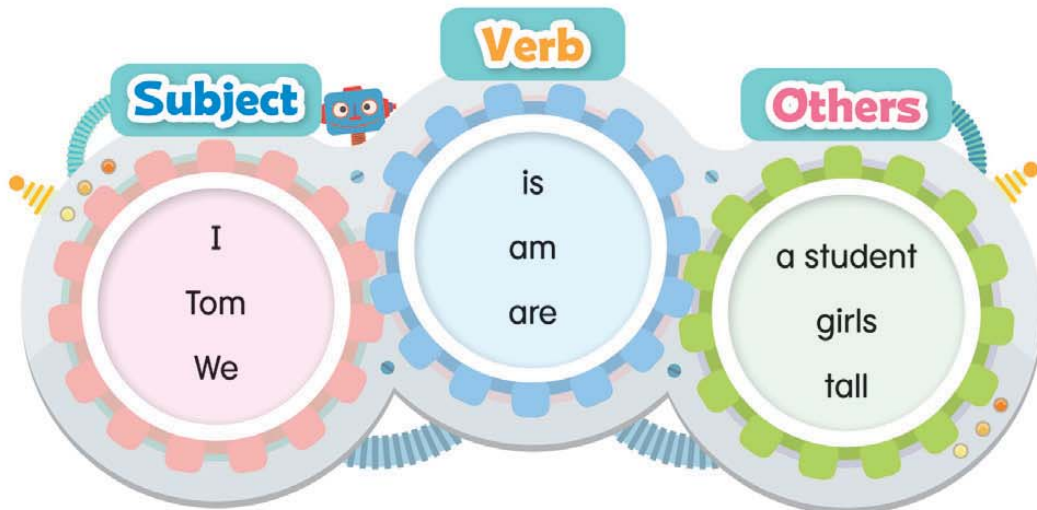
Grammar Practice

A Write **am**, **is**, or **are**.

- 1 He _____ Mike.
- 2 I _____ a boy.
- 3 Jake and Tim _____ my brothers.
- 4 They _____ smart.
- 5 She _____ a student.
- 6 I _____ nine years old.
- 7 You _____ funny.
- 8 He _____ short.



B Circle the number and say the sentences.



- 1 I can make 1 2 3 sentence(s) with "I."
- 2 I can make 1 2 3 sentence(s) with "Tom."
- 3 I can make 1 2 3 sentence(s) with "We."

STEP 4 Writing Practice

A Read and complete the idea web.

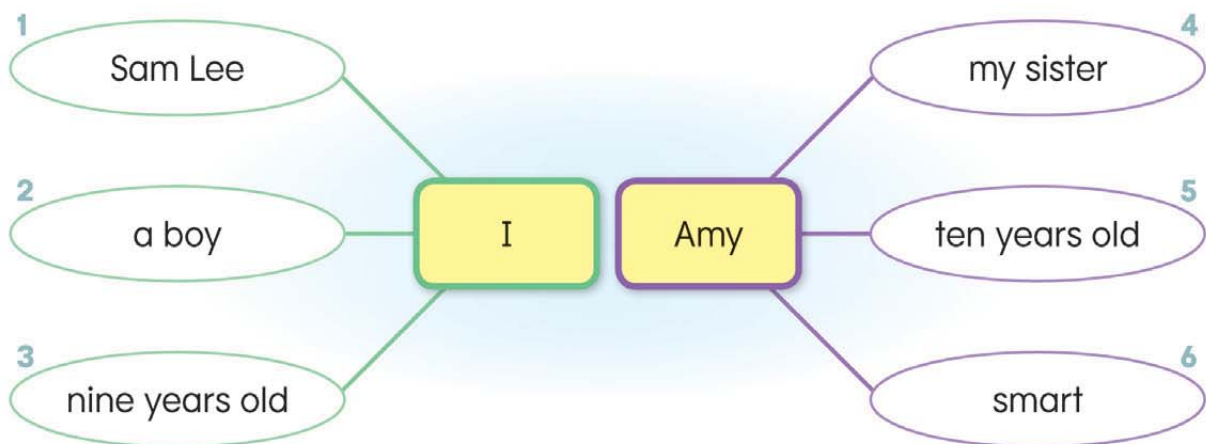
I am Ella Kibbits.

I am a girl.

I am eight years old.

I am pretty.

B Look and write the sentences using the correct Be verb.



1 _____

4 Amy _____

2 _____

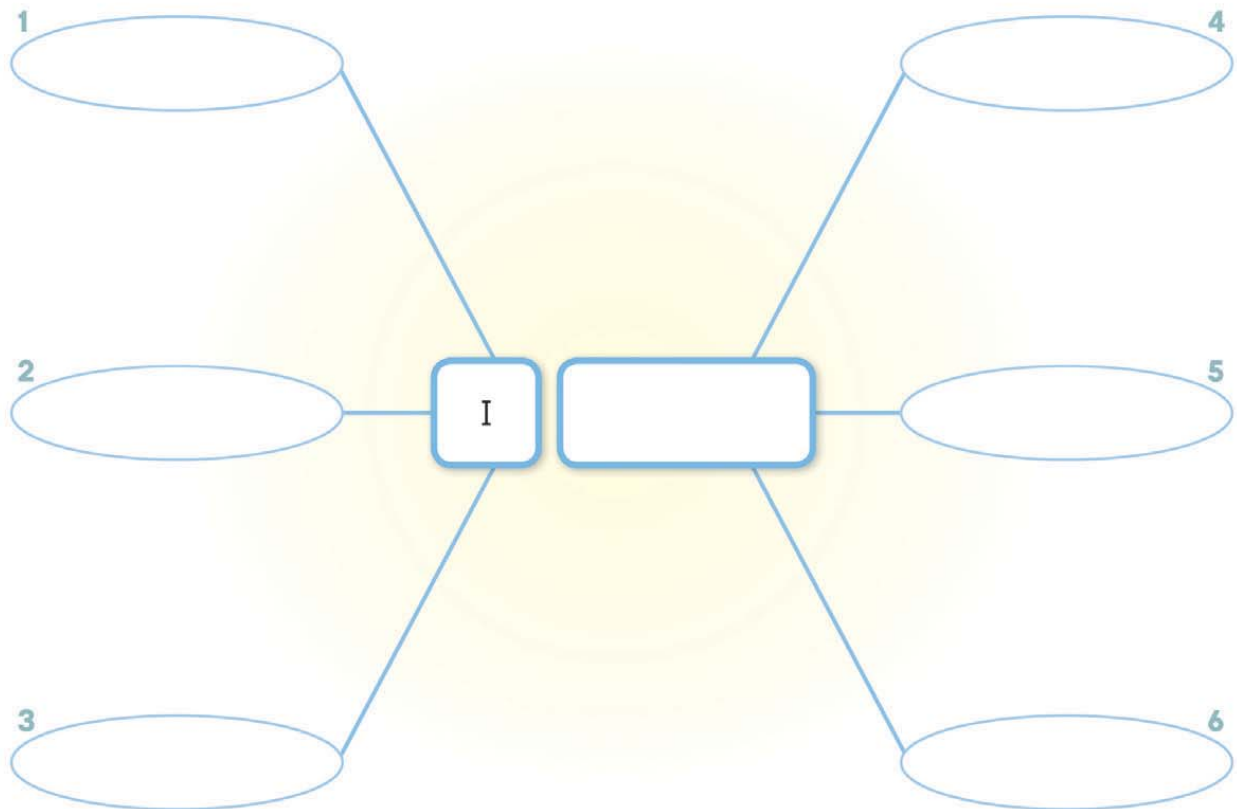
5 She _____

3 _____

6 _____

STEP 5 Your Idea Web

► Make your idea web about yourself and your brother or sister.



Word Bank

To Teachers:

Encourage students to use their own words. When necessary, have them refer to the word bank.



boy



girl



brother

sister



(eight) years old



funny



happy



pretty



smart



short



tall

STEP 6**Your Writing**

► Look at your idea web in Step 5. Draw and write your story.

Draw a picture of your story.

My and I

- 1 I am _____
- 2 _____
- 3 _____
- 4 _____
- 5 _____
- 6 _____

Writing Checklist

- 1 My sentences begin with a capital letter. ☐
- 2 My sentences end with a period. ☐
- 3 My words are in the correct order. ☐



Unit 2

My Mom and Dad

STEP 1 Warm-up

A Write **He** or **She** to complete the story.



My Mom and Dad

My mom is a doctor.

Her name is Asta Kibbits.

is kind.


is 38 years old.

My dad is an inventor.

His name is Todd Kibbits.

is smart.

is 39 years old.



B Check **True** or **False**.

1 Ella's mom is 38 years old.

True ☐

False ☐

2 Ella's dad is a toy maker.

True ☐

False ☐

3 Ella's dad is smart.

True ☐

False ☐

STEP 2 Word Practice

A Choose and write the word.

businessman

doctor

artist

nurse

teacher

farmer



He is a _____.



She is an _____.



She is a _____.



He is a _____.



He is a _____.



She is a _____.

B Look and write the word.

young

strong

old

kind


busy



She is _____.



He is _____.



He is _____.



She is _____.



He is _____.

STEP 3 Grammar Practice

A Read and circle the correct word(s).

- 1 They are a doctor / doctors .
- 2 She is an artist / artists .
- 3 Mr. Jones is a teacher / teachers .
- 4 My mom and dad are a nurse / nurses .
- 5 He is a businessman / businessmen .
- 6 They are an inventor / inventors .
- 7 Mrs. Wang is a farmer / farmers .
- 8 They are a businessman / businessmen .



B Circle the mistake. Write the correct sentence.

- 1 My sister is student.
- 2 I am nine year old.
- 3 They is my teachers.
- 4 My grandpa is a strong.
- 5 My dad is truck driver.
- 6 My brothers is funny.
- 7 She is a doctors.
- 8 He is 40 old years.

STEP 4

Writing Practice

A Read and complete the idea web.

My mom is a doctor.

She is 38 years old.

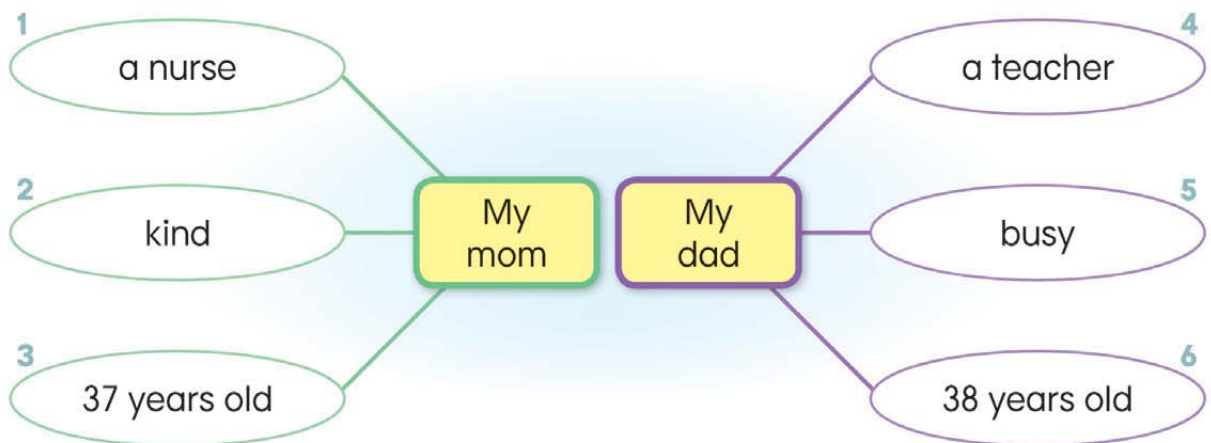
She is kind.

Her name is Asta Kibbits.

My mom

Her name

B Look and write the sentences using the correct Be verb.



1 My mom _____

2 _____

3 _____

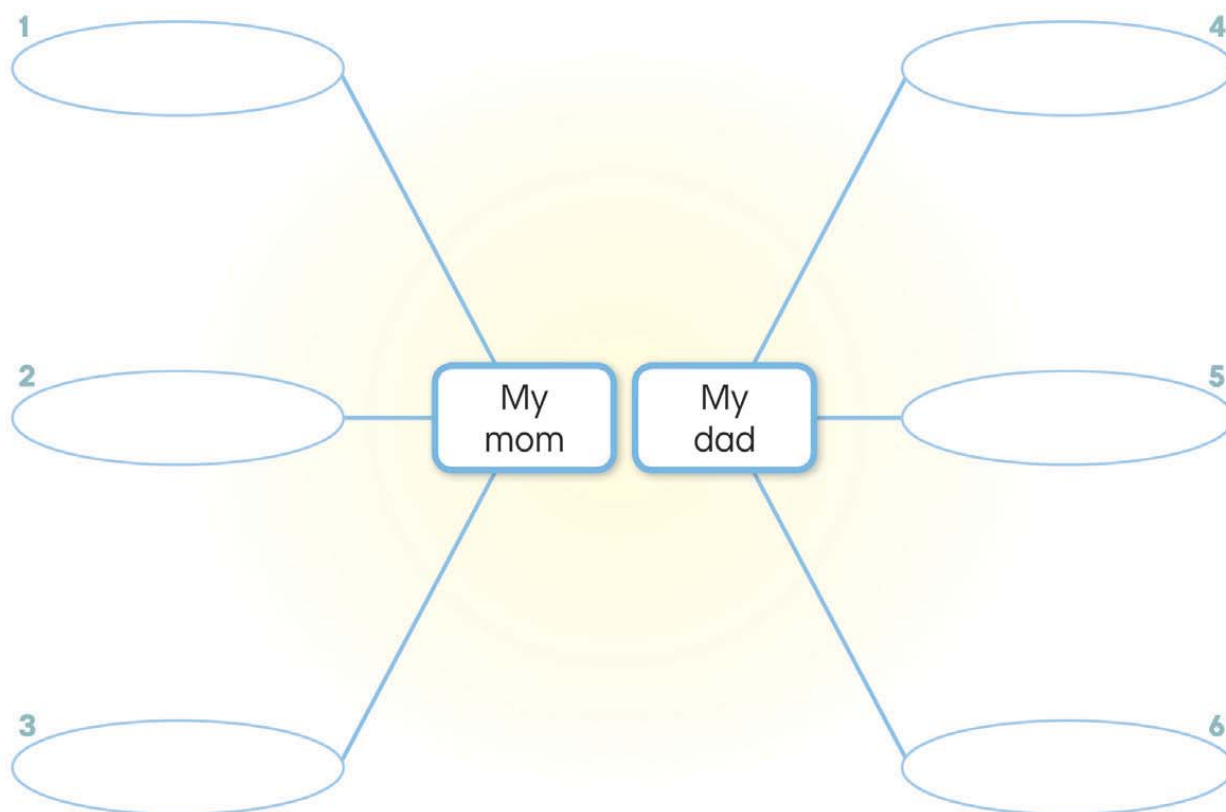
4 _____

5 He _____

6 _____

STEP 5 Your Idea Web

► Make your idea web about your mom and dad.



Word Bank

To Teachers:

Encourage students to use their own words. When necessary, have them refer to the word bank.



artist



businessman



businesswoman



doctor



nurse



farmer



teacher



busy



kind



strong



old



young

STEP 6 Your Writing

► Look at your idea web in Step 5. Draw and write your story.

Draw a picture of your story.

My Mom and Dad

- 1 My mom is _____
- 2 She _____
- 3 _____
- 4 My dad is _____
- 5 He _____
- 6 _____

Writing Checklist

- 1 My sentences begin with a capital letter. ☐
- 2 My sentences end with a period. ☐
- 3 My words are spaced out properly. ☐



STEP 1 Warm-up

A Write the words to complete the story.

short big is are

My Pet Star

This is my pet.

His name Star.

Star is blue and purple.

His eyes are .His legs strong.His tail is .

Star is not fast. He is slow.

He is very cute.



B Read and match.

1 Star's eyes are ... •

2 Star's tail is ... •

3 Star's legs are ... •

a ... big.

b ... strong.

c ... short.

STEP 2 Word Practice

A Choose and write the word.

big


small

long


short

round

cute



It is _____.



It is _____.




It is _____.



It is _____.



It is _____.



It is _____.

B Look and write the word.

eyes

nose

legs

tail

ears

body



His _____ are cute.



Its _____ are short.



His _____ are big.



Her _____ is long.



Its _____ is round.



Its _____ is small.

STEP 3 Grammar Practice

A Write **Her**, **His**, or **Its**.

1-2 My dog is a boy.

_____ name is Pluto.

_____ ears are big.

3-4 My cat is a girl.

_____ name is Kitty.

_____ tail is long.

5-6 Look at the bear.

_____ body is big.

_____ legs are strong.



Her name is Bella.



His name is Jake.



Its neck is long.

B Circle **am not**, **is not**, or **are not**.

1 Jack is not / are not short. He is tall.

2 His nose is not / are not big. It is small.

3 Your eyes is not / are not funny. They are cute.

4 She is not / are not Mary. She is Amy.

5 I are not / am not a teacher. I am a student.

STEP 4 Writing Practice

A Read and complete the idea web.

Star is my pet.

He is blue and purple.

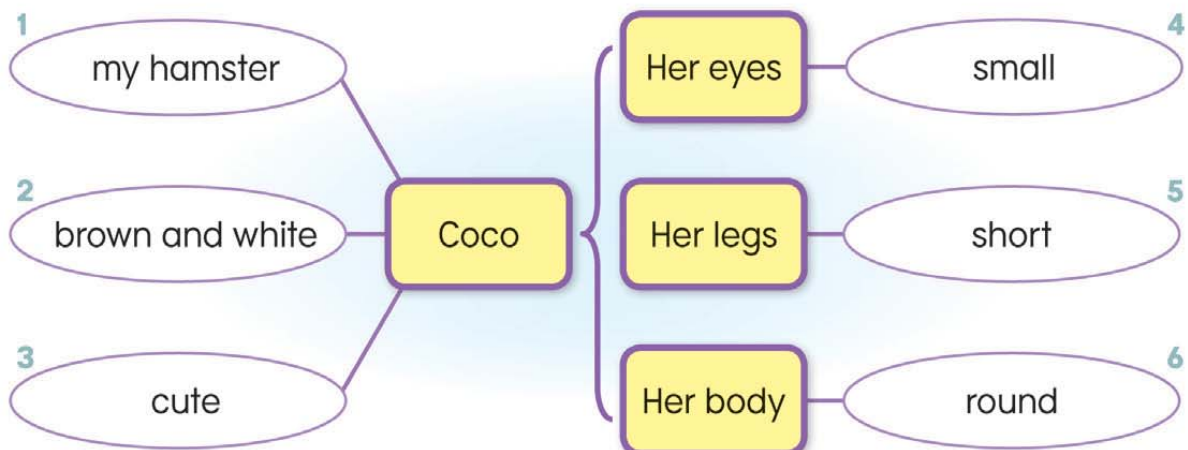
His eyes are big.

His legs are strong.

```

graph LR
    Star[Star] --- 1(( ))
    Star --- 2[Star]
    Star --- 3[His eyes]
    Star --- 4[His legs]
    
```

B Look and write the sentences using the correct Be verb.



1 Coco _____

2 She _____

3 _____

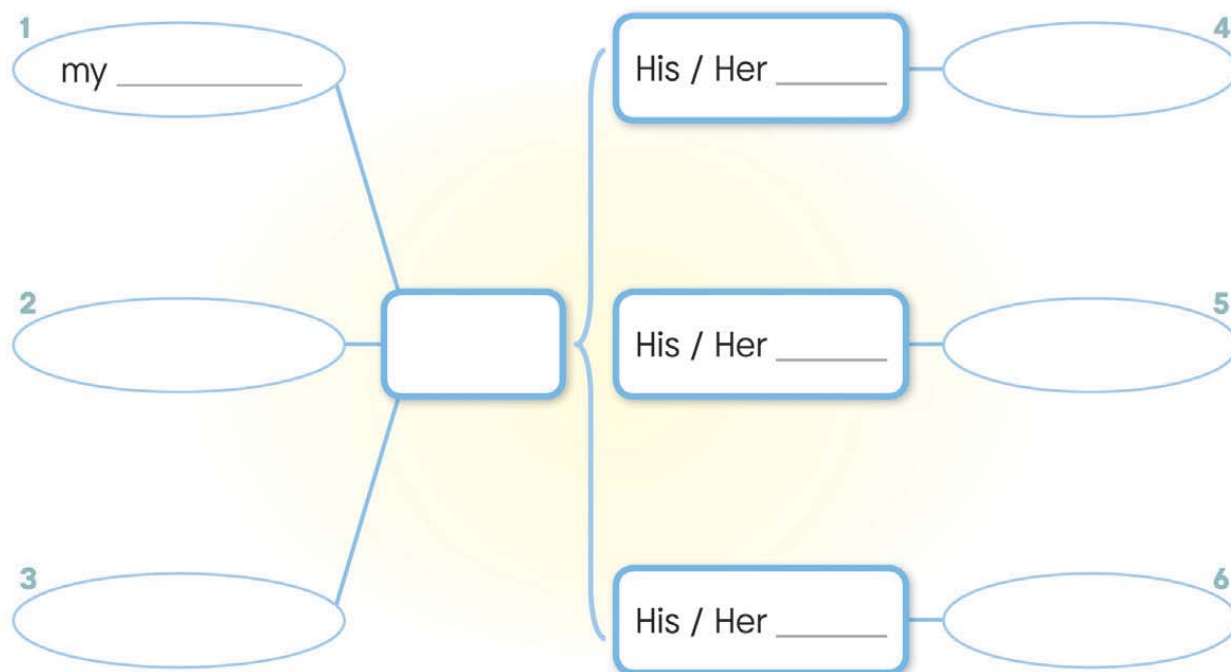
4 Her eyes _____

5 _____

6 _____

STEP 5 Your Idea Web

► Make your idea web about your pet.



To Teachers:

Encourage students to use their own words. When necessary, have them refer to the word bank.



cat



dog




hamster




iguana



turtle




body



ears



eyes




legs



nose



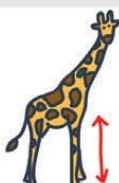
tail



big



small



long



short



cute



round

STEP 6**Your Writing**

► Look at your idea web in Step 5. Draw and write your story.

Draw a picture of your story.

My Pet

- 1 _____
- 2 _____
- 3 _____
- 4 _____
- 5 _____
- 6 _____

Writing Checklist

- 1 My sentences begin with a capital letter. ☐
- 2 My sentences end with a period. ☐
- 3 My words are spelled correctly. ☐



Writing Project 1.....

Report Writing

All about Mom and Dad

A Directions

- 1 Find or take a picture of your mom or dad.
- 2 Glue the picture in the frame.
- 3 Write about your mom or dad.

Let's Do It



B Project Model

My Special Mom

By Mía Lee



My mom's name is Jenny Lee.
She is 36 years old.
My mom is special.
She is a nurse.
She is pretty and kind.

My Special _____

By _____



My _____ name is _____.

_____ is _____ years old.

My _____ is special.

_____ is a _____.

_____ is _____.



Unit 4

My Room

STEP 1 Warm-up

A Circle the words to complete the story.

My Room

This is my room.

It is clean today.

My book / books are on the shelf.

My toys are in the toy box.

My pillow is on / under the bed.

My clothes are in / on the closet.

My socks are in the drawer.

The boxes are on / under the bed.



B Check True or False.

1 Ella's room is messy.

True ☐

False ☐

2 Ella's toys are in the basket.

True ☐

False ☐

3 Ella's socks are on the bed.

True ☐

False ☐

STEP 2 Word Practice

A Look and write the number.



- | | | | | |
|---------------------------------|----------------------------------|--------------------------------|-----------------------------------|--------------------------------|
| <input type="checkbox"/> basket | <input type="checkbox"/> bed | <input type="checkbox"/> books | <input type="checkbox"/> bookcase | <input type="checkbox"/> chair |
| <input type="checkbox"/> closet | <input type="checkbox"/> clothes | <input type="checkbox"/> desk | <input type="checkbox"/> pillow | <input type="checkbox"/> socks |

B Look and circle the word.



The room is clean / messy .



The room is clean / messy .

STEP 3 Grammar Practice

A Write **in**, **on**, or **under**.

1



2



3



4



5



6



1 The pillow is _____ the bed.

4 The toys are _____ the box.

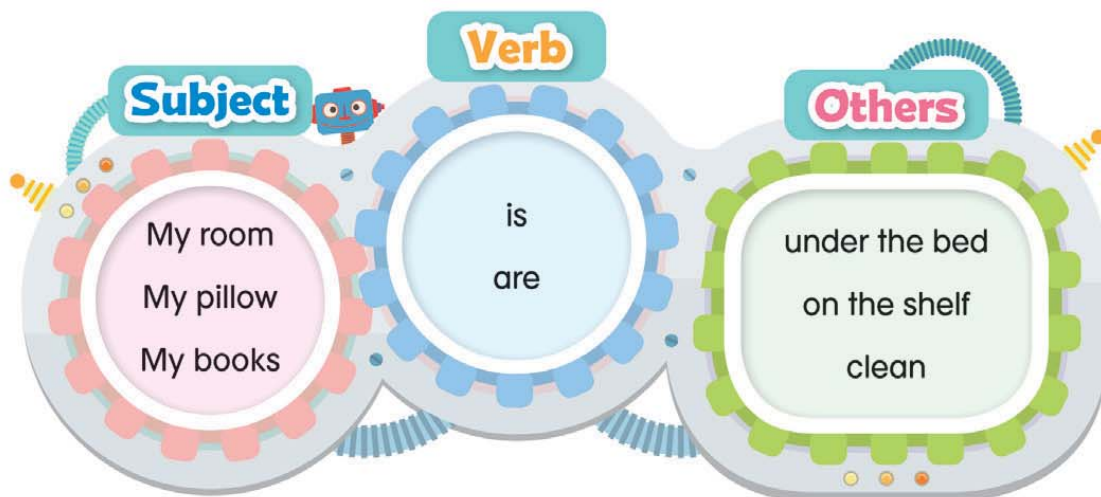
2 The socks are _____ the chair.

5 The cat is _____ the desk.

3 The books are _____ the shelf.

6 The clothes are _____ the closet.

B Circle the number and say the sentences.



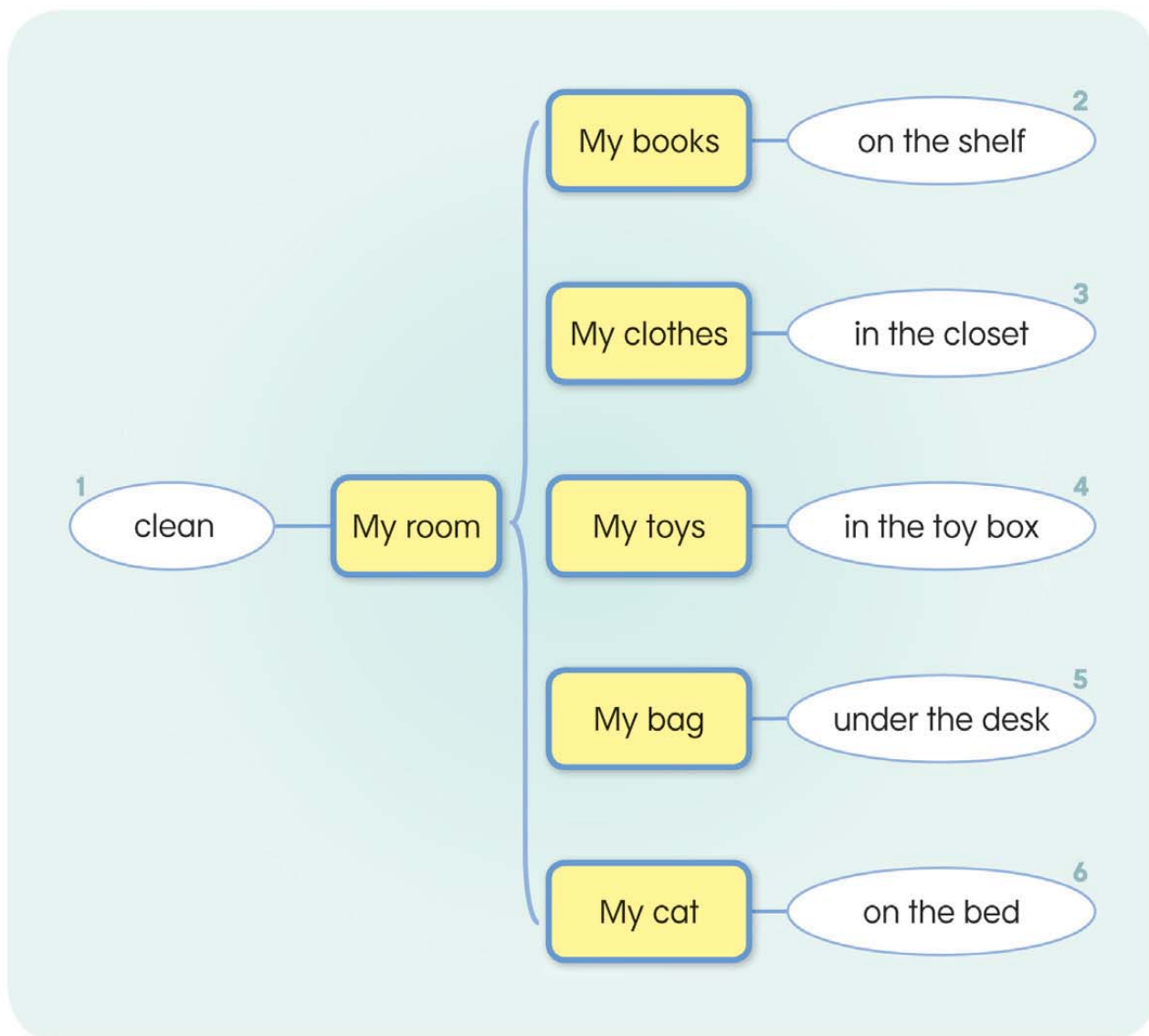
1 I can make 1 2 3 sentence(s) with "My room."

2 I can make 1 2 3 sentence(s) with "My pillow."

3 I can make 1 2 3 sentence(s) with "My books."

STEP 4 Writing Practice

► Look and write the sentences using the correct Be verb.



1 My room _____

2 My books _____

3 _____

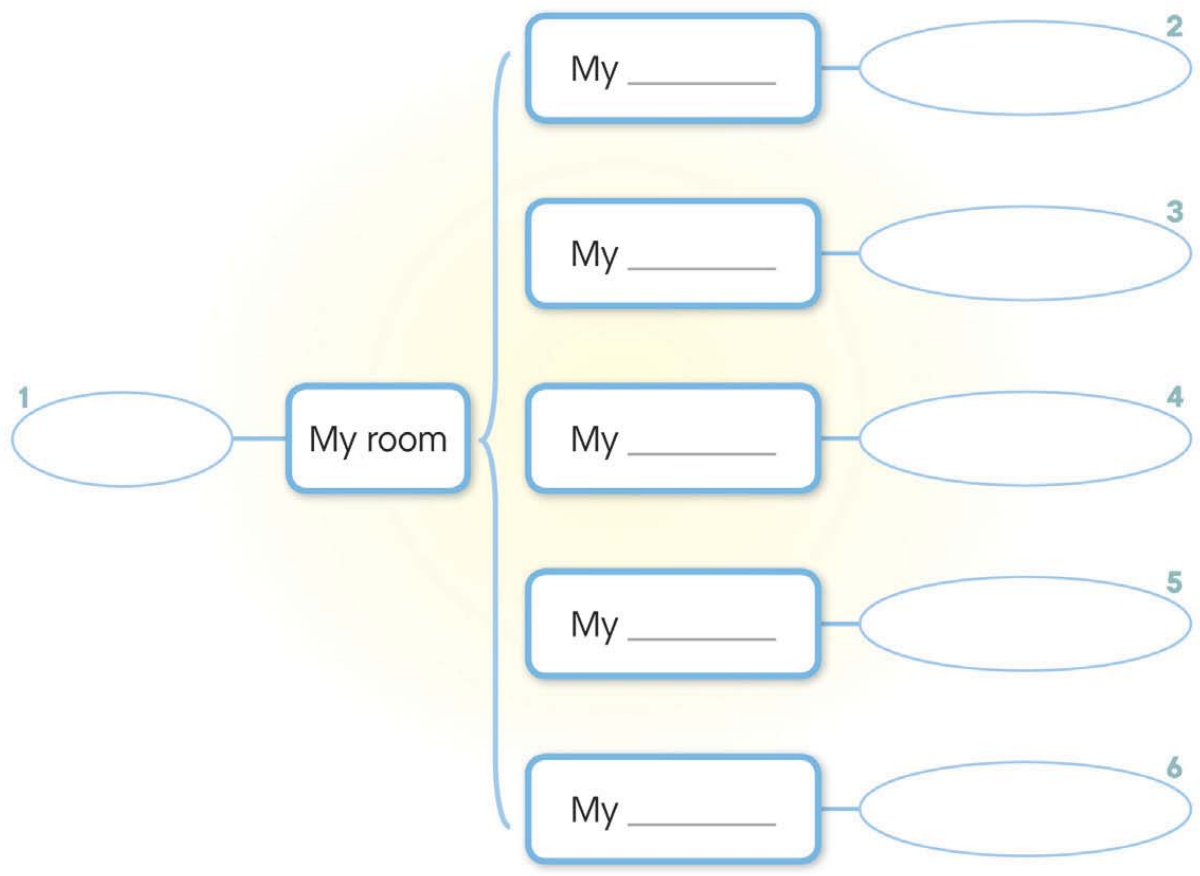
4 _____

5 _____













6 _____

STEP 5 Your Idea Web

► Make your idea web about your room.



Word Bank To Teachers: Encourage students to use their own words. When necessary, have them refer to the word bank.

						
clean	messy	book	clothes	pillow	socks	toy
						
basket	box	bed	closet	bookcase	desk	chair

STEP 6**Your Writing**

► Look at your idea web in Step 5. Draw and write your story.

Draw a picture of your story.

- 1 _____
- 2 _____
- 3 _____
- 4 _____
- 5 _____
- 6 _____

Writing Checklist

- 1 My sentences begin with a capital letter. ☐
- 2 My sentences end with a period. ☐
- 3 My words are in the correct order. ☐



STEP 1 Warm-up

A Write the sentences to complete the story.

She is in the hallway. It is large and bright. Our bags are under the chairs.

My Classroom

My classroom is great.

The whiteboard is on the wall.

The map is on the wall.

Our books are on the desks.

Our teacher is not in the classroom.

Ah!

B Write Yes or No.

1 Is the classroom small?

2 Is the whiteboard on the wall?

3 Is the teacher in the classroom?

STEP 2 Word Practice

A Choose and write the word(s).

bulletin board

whiteboard

map

mat

clock

picture



1 The _____ is on the wall.

4 The _____ is on the wall.


2 The _____ is on the wall.

5 The _____ is on the wall.

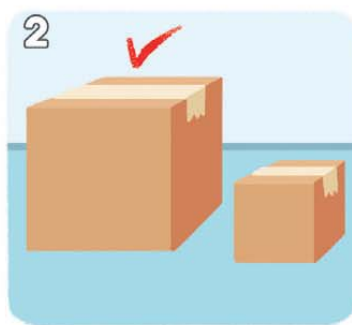
3 The _____ is on the wall.

6 The _____ is on the floor.

B Look and circle the word.



It is bright / dark.




It is large / small.



It is cute / great.

STEP 3 Grammar Practice

A Write on or in.



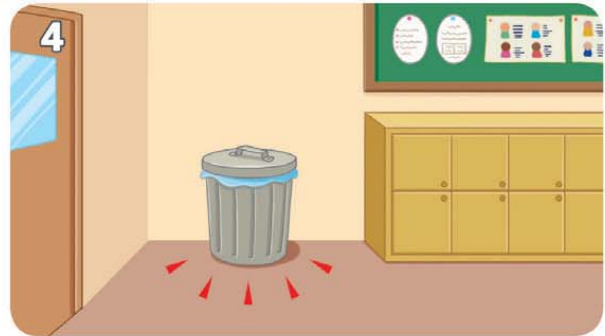
The lights are _____ the ceiling.



The poster is _____ the wall.



The boys are _____ the hallway.



The trash can is _____ the floor.

B Circle the correct word(s).

- 1 This our classroom.
- 2 are on the desks.
- 3 is in my room.
- 4 That is school.
- 5 is in the box.
- 6 My pens in the drawer.
- 7 are my friends.

STEP 4 Writing Practice

A Read and complete the idea web.

My classroom is large and great.

The whiteboard is on the wall.

The map is on the wall.

Our books are on the desks.

My classroom

 1

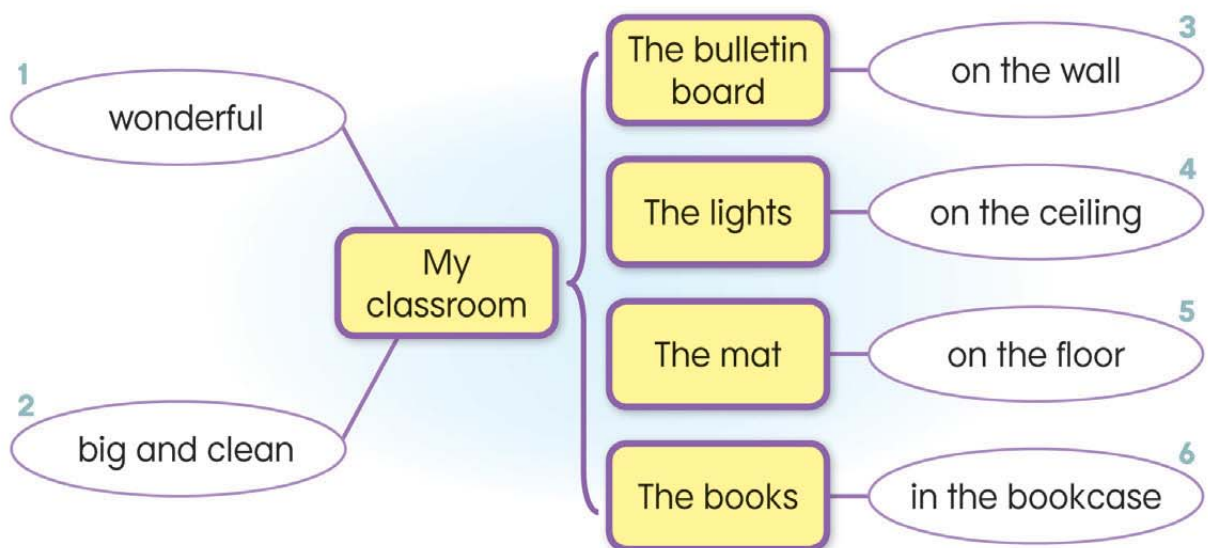
The whiteboard

 2

3

4

B Look and write the sentences using the correct Be verb.



1 My classroom _____

2 It _____

3 _____

4 _____

5 _____

6 _____

STEP 4 Writing Practice

A Read and complete the idea web.

My classroom is large and great.

The whiteboard is on the wall.

The map is on the wall.

Our books are on the desks.

My classroom

1

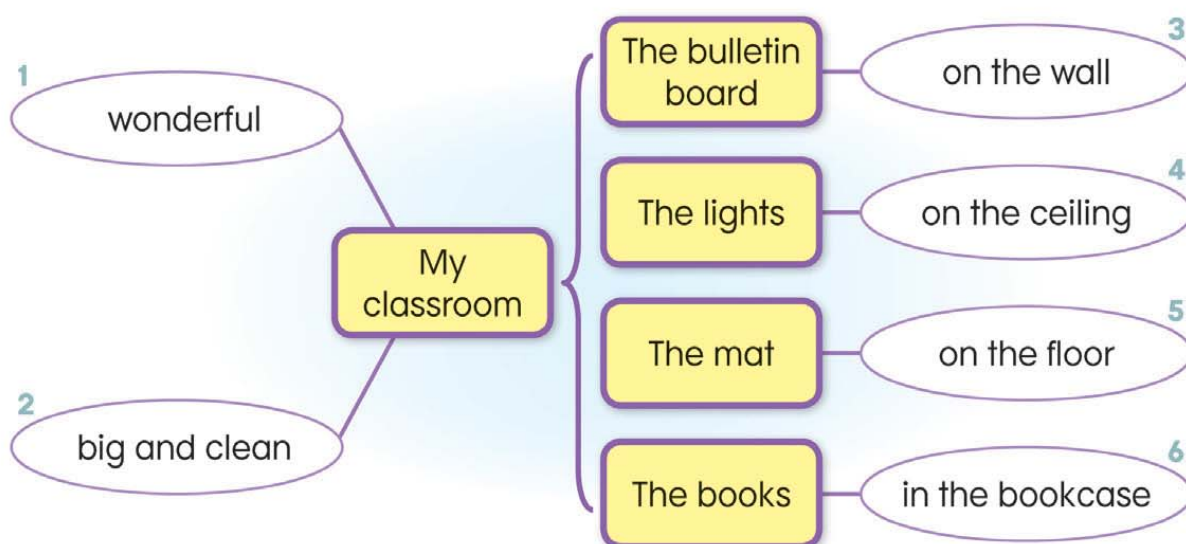
The whiteboard

2

3

4

B Look and write the sentences using the correct Be verb.



1 My classroom _____

2 It _____

3 _____

4 _____

5 _____

6 _____

STEP 6**Your Writing**

► Look at your idea web in Step 5. Draw and write your story.

Draw a picture of your story.

1

2

3

4

5

6

Writing Checklist

- 1 My sentences begin with a capital letter.
- 2 My sentences end with a period.
- 3 My words are spaced out properly.

☐
☐
☐

STEP 1 Warm-up

A Write the words to complete the story.

fun playground are on

The Playground

The _____ is fun.

Everyone is here today.

Cody is _____ the monkey bars.

Finn is on the swing.

They are happy.

Poly and I _____ on the seesaw.

We are happy too.

It is always _____ at the playground!

B Read and match.

1 The playground is ... •

2 Cody is ... •

3 Poly and Ella are ... •

a ... on the seesaw.

b ... happy.

c ... fun.

STEP 2 Word Practice

A Look, read, and write the word(s).

swings

bench

slide

monkey bars

sandbox

seesaw



1 They are on the _____.

4 They are on the _____.

2 He is on the _____.

5 They are in the _____.

3 She is on the _____.

6 They are on the _____.

B Choose and write the word. Discuss your choices.

fun

happy

big

long

1 We are at the playground. We are _____.

2 We are on the seesaw. It is _____.

3 That is a slide. It is _____.

4 This is a sandbox. It is _____.

STEP 3 Grammar Practice

A Write **at**, **in**, or **on**.

1



They are _____ the playground.

2



He is _____ the sandbox.

3



She is _____ the swing.

4



They are _____ the monkey bars.

B Circle the correct punctuation. Discuss your choices.

1 Are you happy (. ? !)

2 Ah (. ? !)

3 We are at the playground (. ? !)

4 Wow (. ? !)

5 They are on the monkey bars (. ? !)

6 Is everyone here (. ? !)

7 The playground is great (. ? !)

 Period

 Question Mark

 Exclamation Mark

STEP 4 Writing Practice

A Read and complete the idea web.

The playground is fun.

Cody is on the monkey bars.

Finn is on the swing.

Poly and I are on the seesaw.

The playground

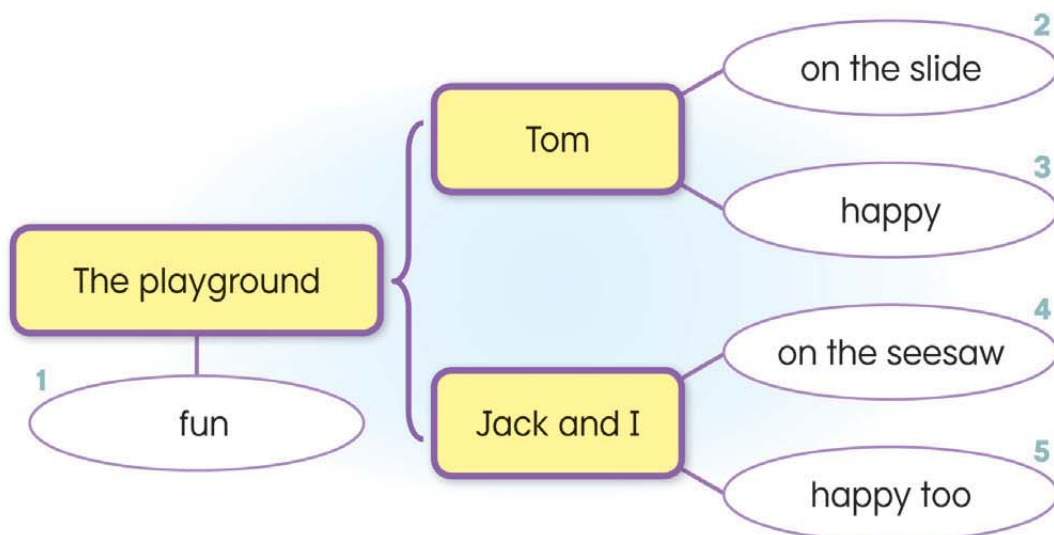
1

2

3

4

B Look and write the sentences using the correct Be verb.



1 _____

2 _____

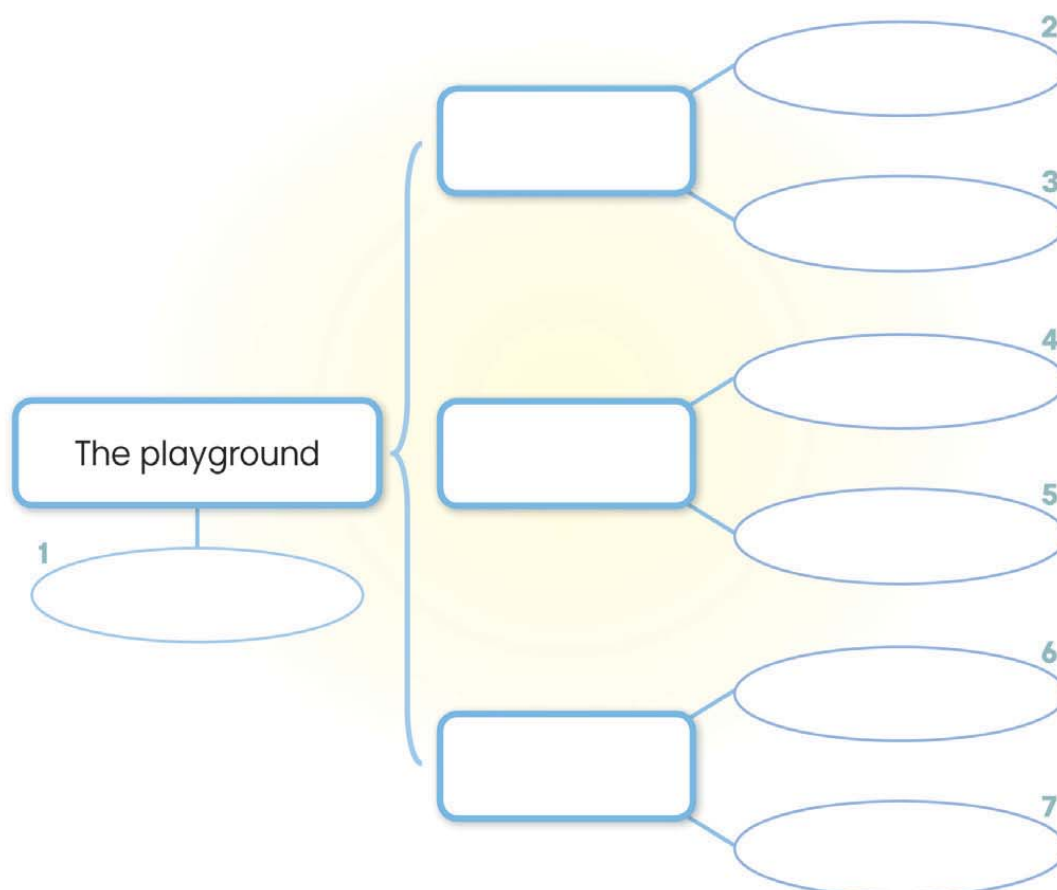
3 He _____

4 _____

5 We _____

STEP 5 Your Idea Web

► Make your idea web about yourself and your friends at the playground.



To Teachers:

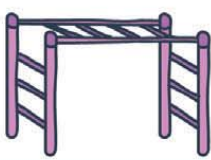
Encourage students to use their own words. When necessary, have them refer to the word bank.



swing



slide



monkey bars



seesaw



sandbox



bench



fun



happy



long



short



big



small

STEP 6**Your Writing**

► Look at your idea web in Step 5. Draw and write your story.

Draw a picture of your story.

- 1 _____
- 2 _____
- 3 _____
- 4 _____
- 5 _____
- 6 _____
- 7 _____

Writing Checklist

- 1 My sentences begin with a capital letter.
- 2 My sentences end with a period.
- 3 My words are spelled correctly.

☐
☐
☐

Writing Project 2.....

Report Writing

Classroom Hanger Mobile

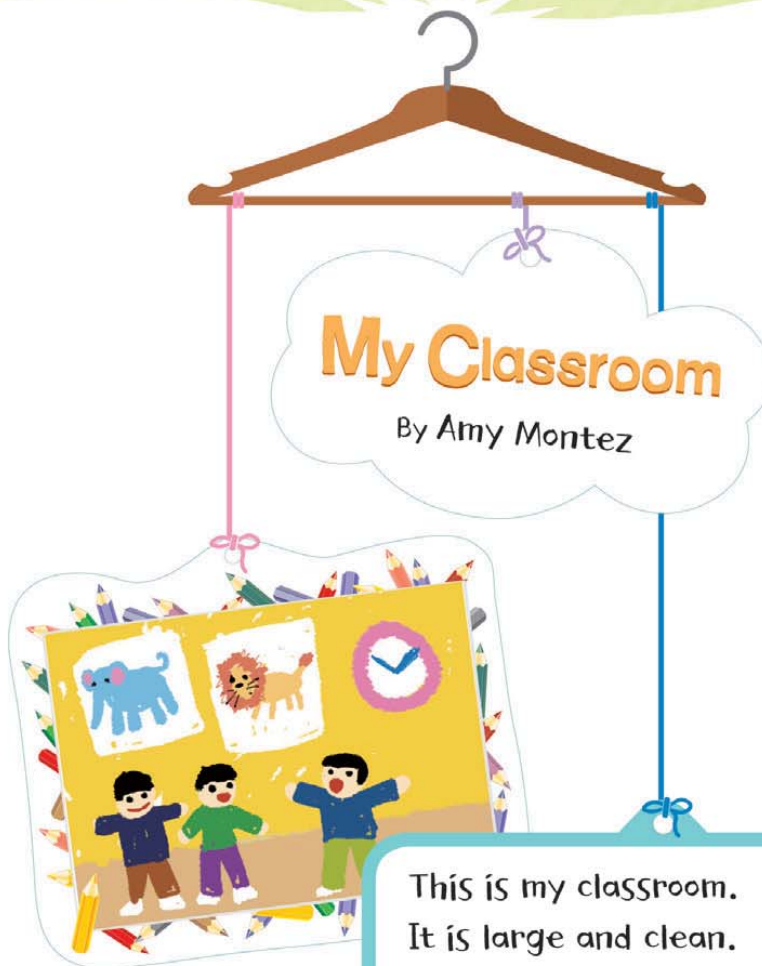
Let's Do It

A Directions (To Teachers: Photocopy the template on page 45 for your students.)

- 1 Draw and write about your classroom.
- 2 Cut out your title, drawing, and writing.
- 3 Put your title, drawing, and writing on a hanger using string.



B Project Model



This is my classroom.
It is large and clean.
The clock is on the wall.
The pictures are on the wall.
My friends are in the classroom.

My Classroom

By _____



This is my _____ .

It is _____ .

_____ (is / are) _____ .

_____ (is / are) _____ .

_____ (is / are) _____ .



STEP 1 Warm-up

A Write the words to complete the story.

red fun is are

My Neighborhood

My neighborhood wonderful.There many pretty houses.My house is the house.

Poly's house is the blue house.

There is a white building.

It is our school.

Our school is great.

There is a playground too.

It is a place.

B Read and match.

1 Ella's house is ... •

2 The school building is ... •

3 The playground is ... •

a ... a fun place.

b ... red.

c ... white.

STEP 2 Word Practice

A Look and write the number.



B Look and circle the correct word.



1 It is a tall / long building.

4 The playground is short / small.

2 It is a messy / new house.

5 The building is gray / purple.

3 It is a pretty / strong store.

6 The school is smart / large.

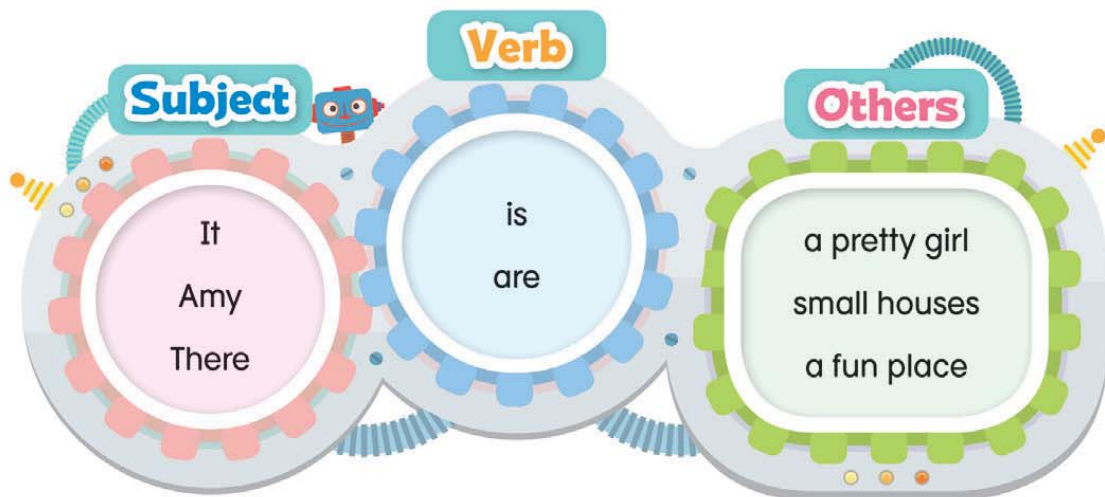
STEP 3 Grammar Practice

A Write **There is** or **There are**.

- 1 _____ a house.
- 2 _____ stores.
- 3 _____ schools.
- 4 _____ a playground.
- 5 _____ tall buildings.
- 6 _____ many apartments.
- 7 _____ a large house.
- 8 _____ a bookstore.



B Circle the number and say the sentences.



- 1 I can make 1 2 3 sentence(s) with "It."
- 2 I can make 1 2 3 sentence(s) with "Amy."
- 3 I can make 1 2 3 sentence(s) with "There."

STEP 4 Writing Practice

A Read and complete the idea web.

My neighborhood is wonderful.

There are many pretty houses.

There is a school.

There is a playground.

My neighborhood

1

There

2

3

4

B Look and write the sentences using the correct Be verb.

My neighborhood

1

There

2

4

6

It

3

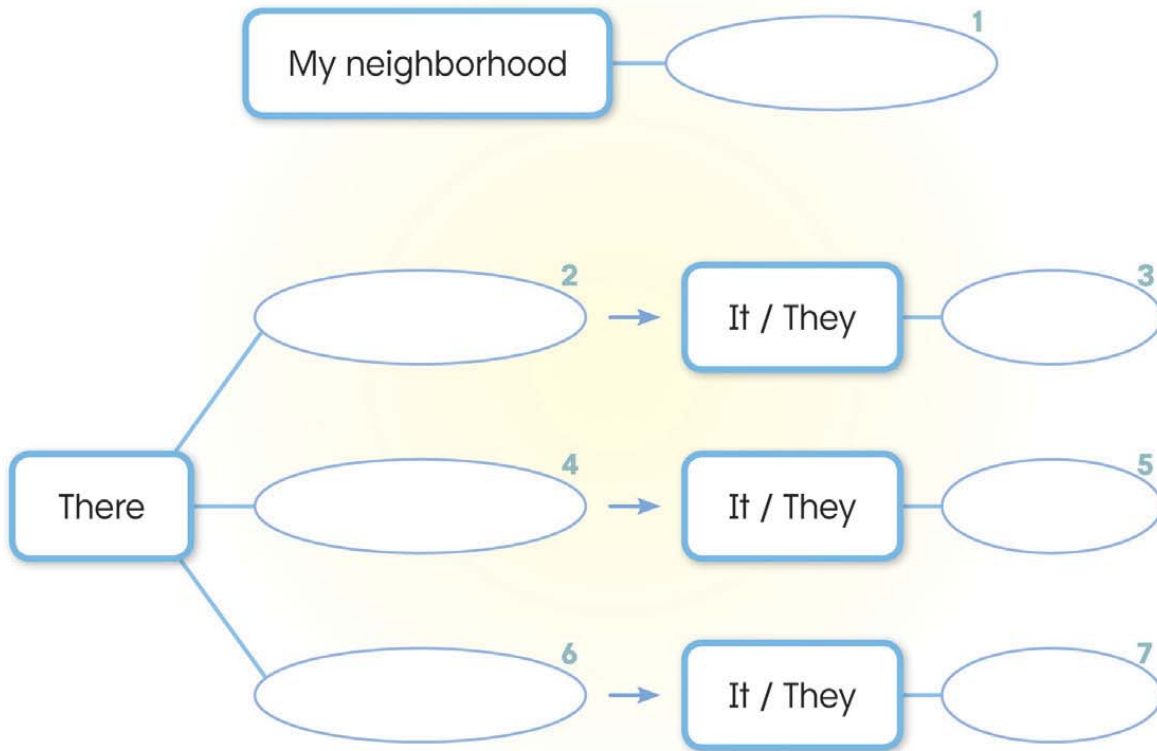
It

5

- | | |
|---------------|--------------|
| 1 _____ | 4 _____ |
| 2 There _____ | 5 _____ |
| 3 It _____ | 6 _____ too. |

STEP 5 Your Idea Web

► Make your idea web about your neighborhood.



To Teachers:

Encourage students to use their own words. When necessary, have them refer to the word bank.



apartments



building



house



park



playground



school



store



fun



large



new



old



pretty



tall



wonderful

STEP 6 Your Writing

► Look at your idea web in Step 5. Draw and write your story.

Draw a picture of your story.

- 1 _____
- 2 _____
- 3 _____
- 4 _____
- 5 _____
- 6 _____
- 7 _____

Writing Checklist

- 1 My sentences begin with a capital letter. ☐
- 2 My sentences end with a period. ☐
- 3 My words are in the correct order. ☐





STEP 1 Warm-up

A Circle the words to complete the story.

My Town Blueberry

Blueberry is my town.

It is a wonderful place.

There is the Blueberry Town Hall.

It is / are a round building.

There is / are a new bank.

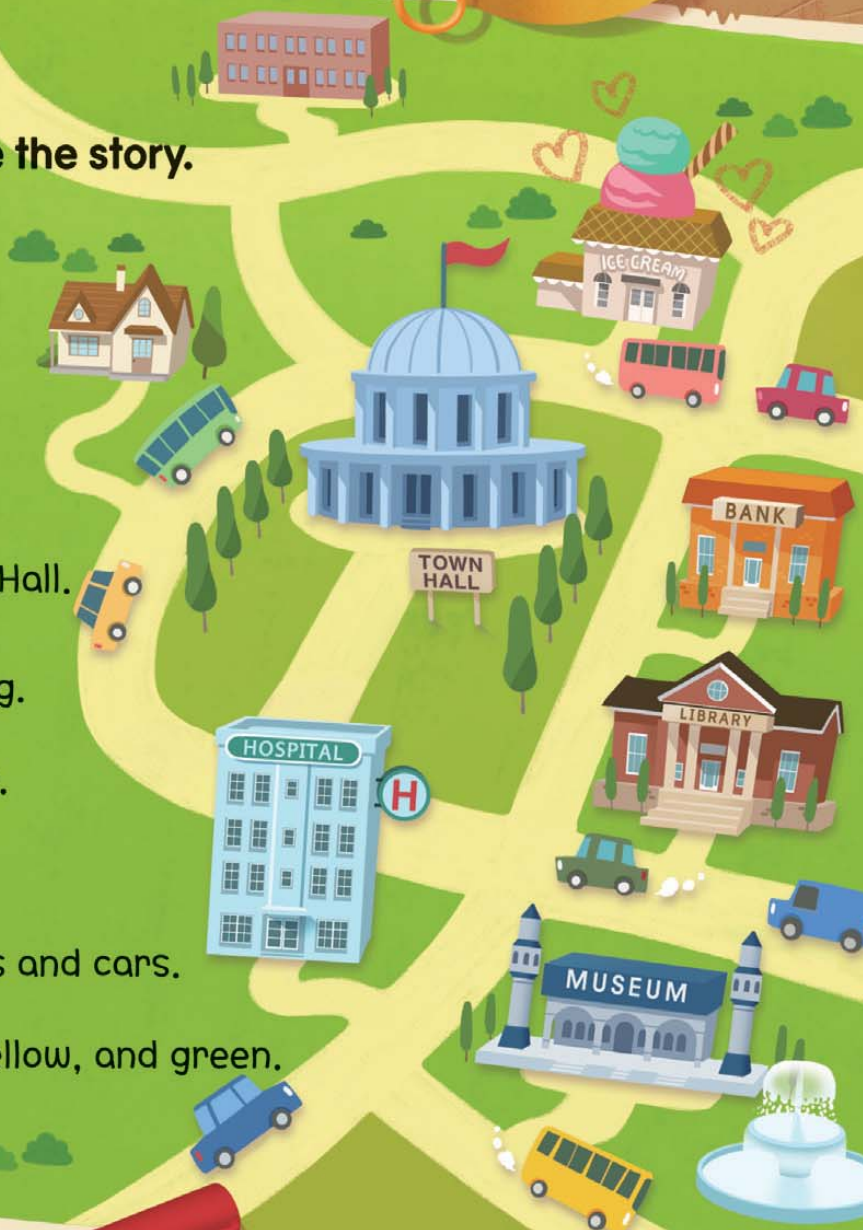
It is an orange building.

There is / are many buses and cars.

They is / are blue, red, yellow, and green.



Secret!!



B Check True or False.

1 There is a bank.

True ☐False ☐

2 The cars are black.

True ☐False ☐

3 The town hall is a round building.

True ☐False ☐

STEP 2 Word Practice

► Look and write the word(s).

train station
shopping mall

bank
town hall

museum
library

post office
movie theater



1 There is a _____.

5 There is a _____.

2 There is a _____.

6 There is a _____.

3 There is a _____.

7 There is a _____.

4 There is a _____.

8 There is a _____.

STEP 3 Grammar Practice

A Circle the correct word(s).

- 1 There is .
- 2 There are .
- 3 There is .
- 4 They are .
- 5 It is .
- 6 It is .
- 7 There is .
- 8 They are .



a house



houses

B Write There is or There are.

- 1 _____ a city hall in the city.
- 2 _____ many museums in the city.
- 3 _____ a train station in the town.
- 4 _____ small theaters in the town.
- 5 _____ two parks in the city.
- 6 _____ a big shopping mall in the town.
- 7 _____ an old train station in the city.
- 8 _____ many apartments in the city.

STEP 4 Writing Practice

A Read and complete the idea web.

Blueberry is my town.

There is the Blueberry Town Hall.

There is a new bank.

There are many buses and cars.

Blueberry

1

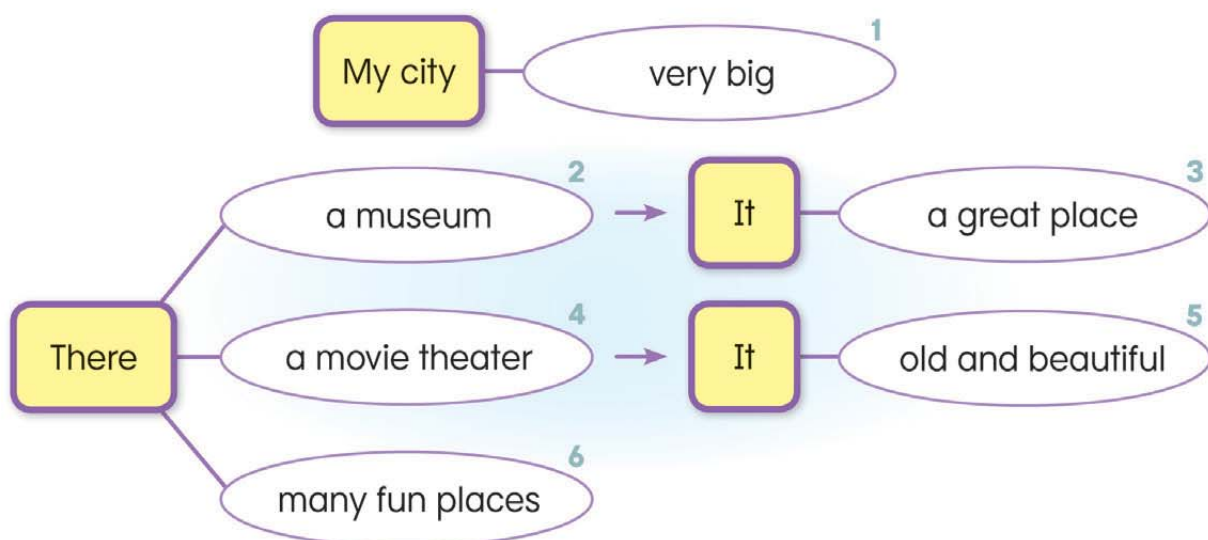
There

2

3

4

B Look and write the sentences using the correct Be verb.



1 _____

2 There _____

3 It _____

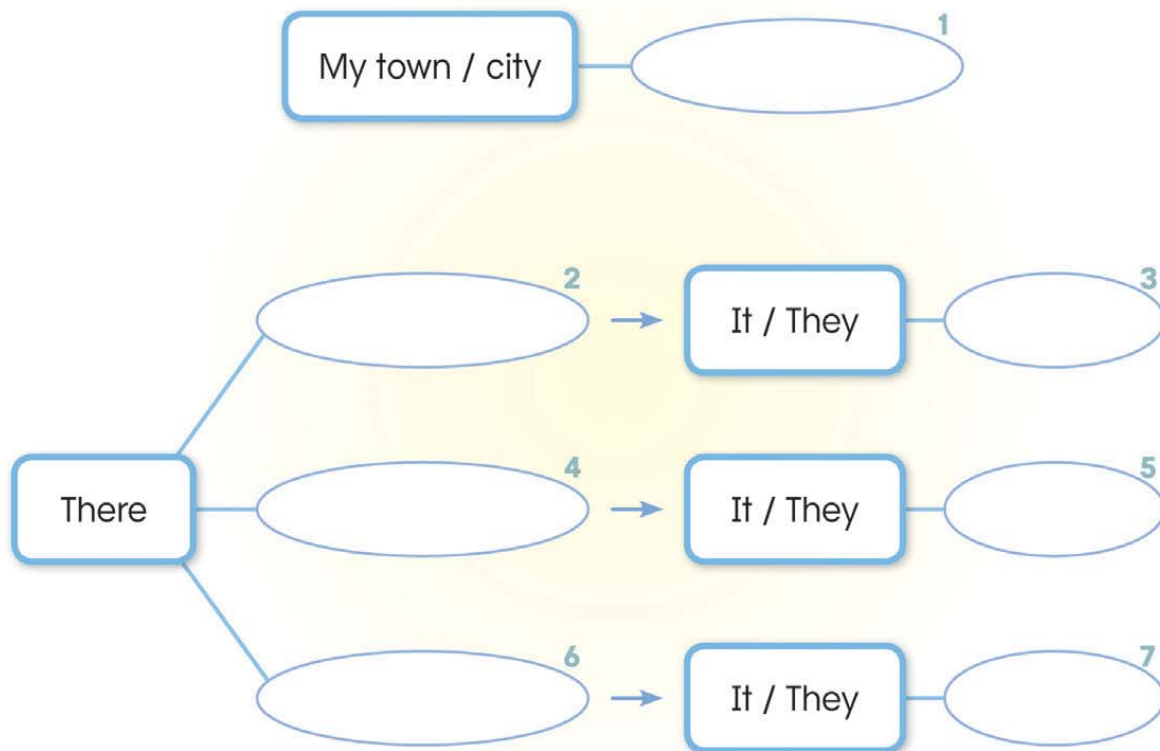
4 _____

5 _____

6 _____

STEP 5 Your Idea Web

► Make your idea web about your town or city.



Word Bank

To Teachers:

Encourage students to use their own words. When necessary, have them refer to the word bank.



bank



city / town hall



shopping mall



library



movie theater



museum



park



post office



train station

STEP 6 Your Writing

► Look at your idea web in Step 5. Draw and write your story.

Draw a picture of your story.

1

2

3

4

5

6

7

Writing Checklist

- 1 My sentences begin with a capital letter.
- 2 My sentences end with a period.
- 3 My words are spaced out properly.



At the Market

STEP 1 Warm-up

A Write the words to complete the story.

is are pretty fresh

At the Market

My mom and I are at the market.

We are excited and happy.

The market a fun place.

There are many small shops.

There are colorful fruits.

There are vegetables.

There are interesting toys.

There are clothes.There fun things everywhere.

B Write Yes or No.

1 Are Ella and her mom at home?

2 Are Ella and her mom excited?

3 Are there fruits and vegetables?

STEP 2 Word Practice

A Look and match the words.



eggs

bread

vegetables

fruits

flowers

clothes

drinks

meat



B Choose and write the word.

colorful

fresh

interesting

delicious

1 The rainbow is _____. There are seven colors.

2 These cookies are _____. I want more.

3 This is an _____ book. I like it.

4 These are _____ vegetables. They were picked today.

STEP 3 Grammar Practice

A Write **There is** or **There are**.

- 1 _____ ice cream.
- 2 _____ vegetables.
- 3 _____ meat.
- 4 _____ flowers.
- 5 _____ fruits.
- 6 _____ milk.
- 7 _____ eggs.
- 8 _____ bread.



B Circle the mistake. Write the correct sentence.

- 1 Ella's friends is excited. _____
- 2 There are many thing. _____
- 3 The market is on my town. _____
- 4 There is pretty clothes. _____
- 5 My mom and I am at the store. _____
- 6 There is fresh vegetables. _____
- 7 There are meat at home. _____
- 8 The market is an great place. _____

STEP 4 Writing Practice

A Read and complete the idea web.

The market is a fun place.

There are many small shops.

There are colorful fruits.

There are fresh vegetables.

The market

1

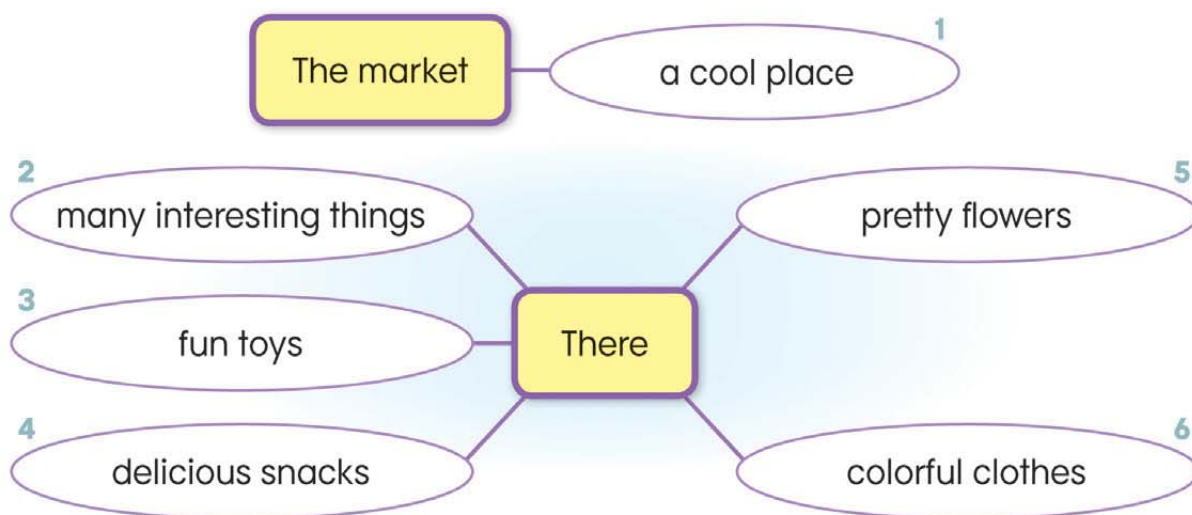
There

2

3

4

B Look and write the sentences using the correct Be verb.



1 The market _____

4 _____

2 There _____

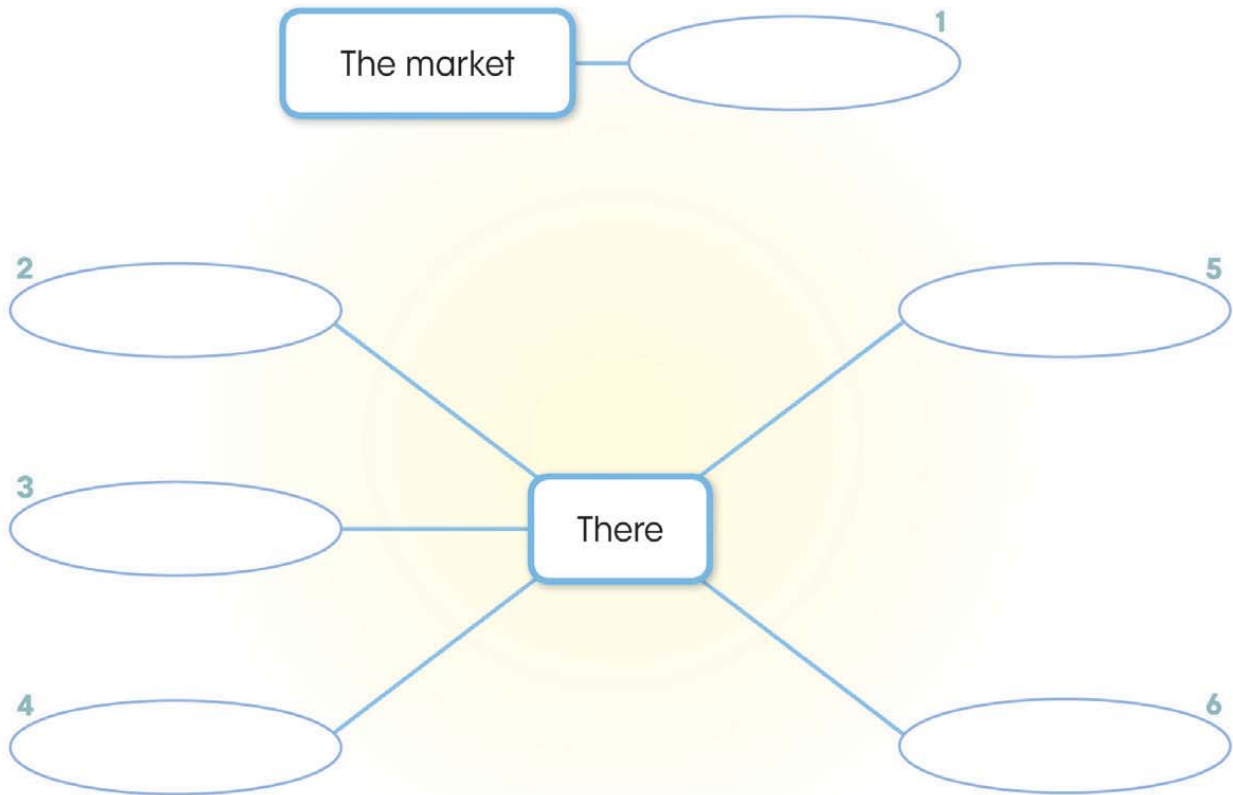
5 _____

3 _____

6 _____

STEP 5 Your Idea Web

► Make your idea web about the market in your town or city.



Word Bank

To Teachers:

Encourage students to use their own words. When necessary, have them refer to the word bank.



bread



drinks



eggs



fruits



meat



vegetables



clothes



flowers



colorful



delicious



fresh



interesting

STEP 6**Your Writing**

► Look at your idea web in Step 5. Draw and write your story.

Draw a picture of your story.

1

2

3

4

5

6

Writing Checklist

- 1 My sentences begin with a capital letter. ☐
- 2 My sentences end with a period. ☐
- 3 My words are spelled correctly. ☐



Writing Project 3

Letter Writing

My Town Postcard

A Directions (To Teachers: Photocopy the template on page 65 for your students.)

- 1 Draw your town on the postcard.
- 2 Write a letter to your pen pal.
- 3 Cut out, fold, and glue the backsides together.

Let's Do It



B Project Model



My Town



*Post
Card*



Hello,

My name is _____.

I live _____.

There _____.

There _____.

Please write me soon.

To: _____

From: _____



STEP 1 Warm-up

A Circle the words to complete the story.



A Boy Wizard

Harry Potter is my favorite character.

He / She is a very interesting boy.

Harry is / are a wizard.

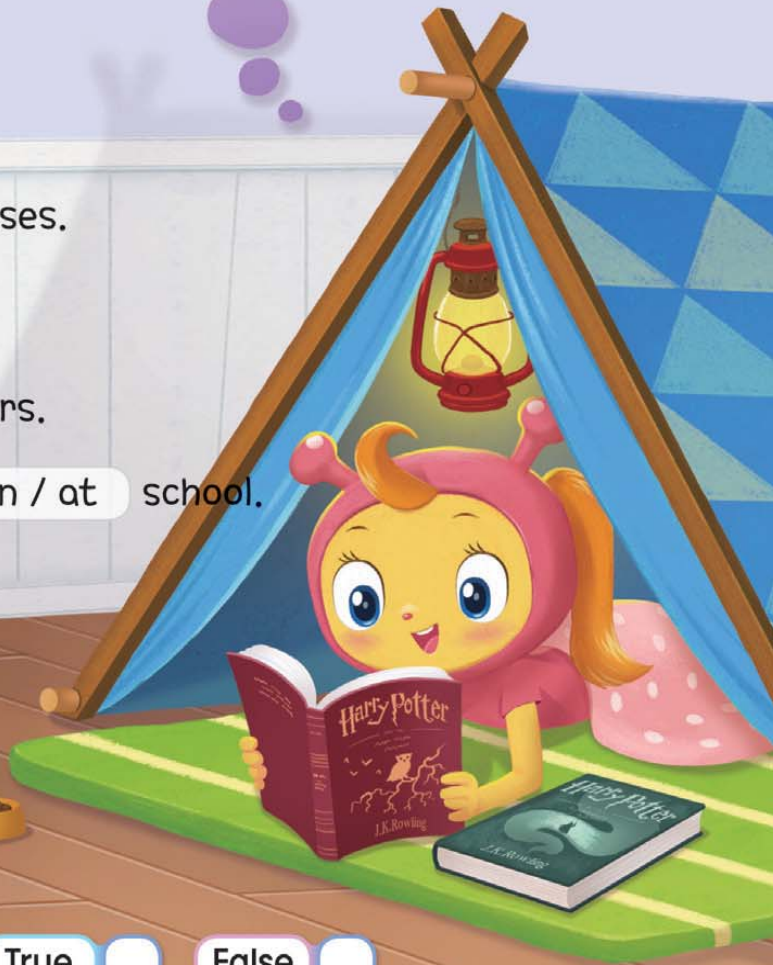
He is smart and brave.

He have / has black round glasses.

He doesn't have parents.

He doesn't have brothers or sisters.

But, he has wonderful friends on / at school.



B Check True or False.

1 Harry is a wizard.

True ☐False ☐

2 Harry has a sister.

True ☐False ☐

3 Harry has wonderful friends.

True ☐False ☐

STEP 2 Word Practice

► Look and write the words.

brave
costume

pretty
stepmother

smart
hair

round
friends

strong
skin

tiny
wand



Hermione is _____.

She has long, red _____.



Spiderman is _____.

He has a blue and red _____.



Tinker Bell is _____.

She has a magic _____.



Shrek and Fiona are _____.

They have green _____.



Winnie the Pooh is _____.

He has three _____.



Cinderella is _____.

She has a bad _____.

STEP 3 Grammar Practice

A Write **have** or **has**.

1



2



3




4



5



6



1 She _____ long hair.

4 The puppy _____ big eyes.

2 They _____ a new car.

5 The eagle _____ large wings.

3 He _____ a soccer ball.

6 The rabbits _____ long ears.

B Circle the number and say the sentences.



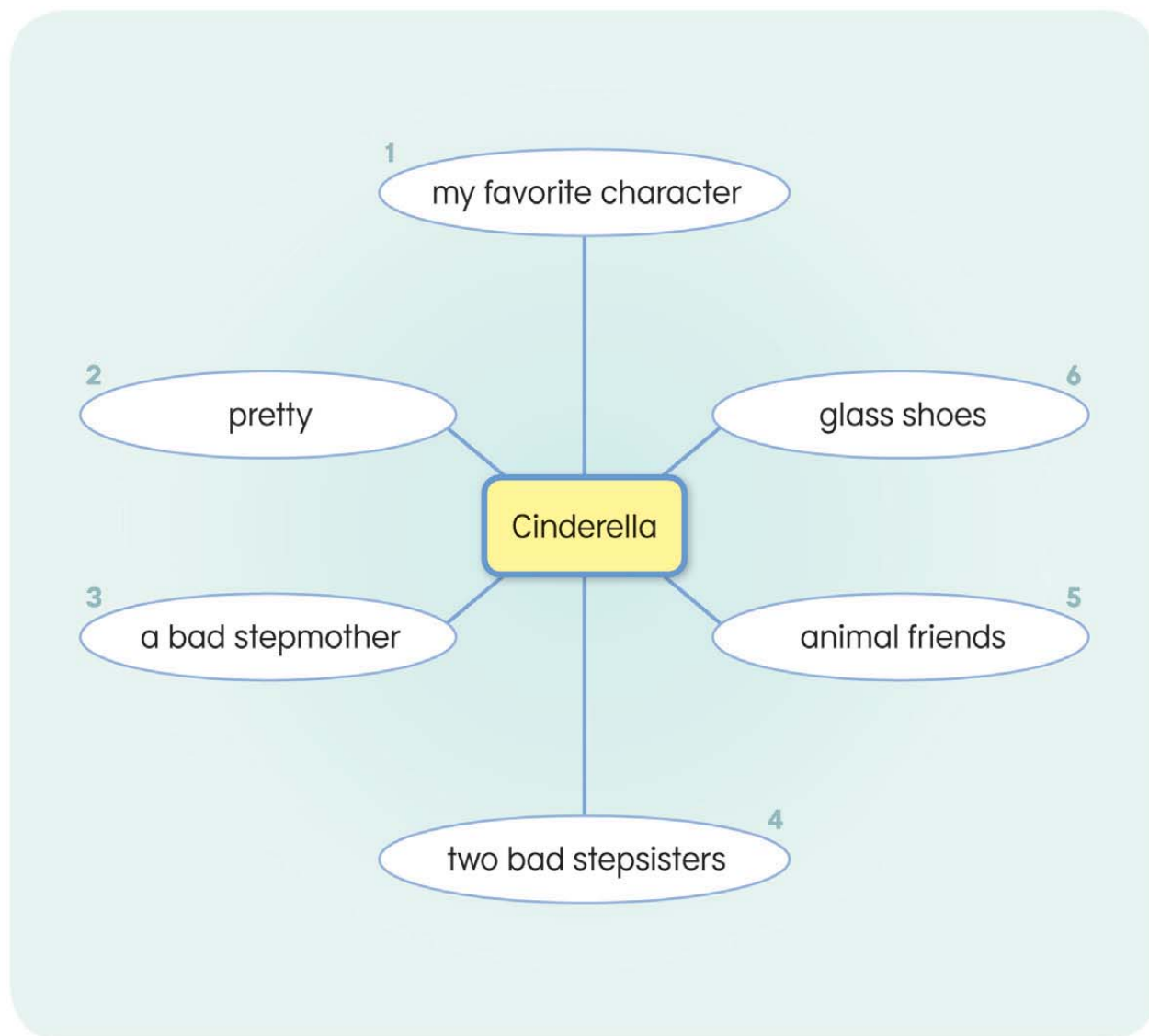
1 I can make 1 2 3 sentence(s) with "I."

2 I can make 1 2 3 sentence(s) with "John."

3 I can make 1 2 3 sentence(s) with "They."

STEP 4 Writing Practice

► Look and write the sentences using **is** or **has**.



1 Cinderella _____

2 She _____

3 _____

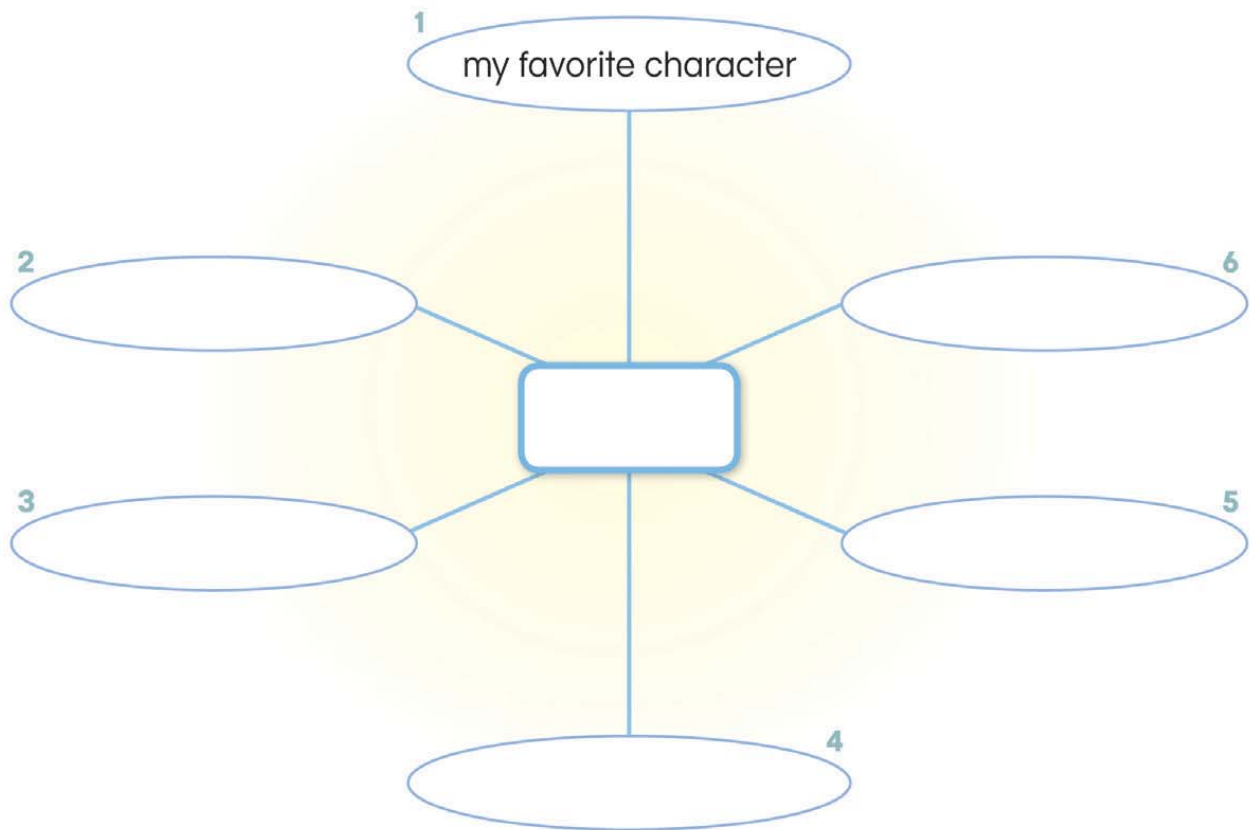
4 _____

5 _____

6 _____

STEP 5 Your Idea Web

► Make your idea web about your favorite character.



Word Bank

To Teachers:

Encourage students to use their own words. When necessary, have them refer to the word bank.



brave



pretty



round



smart



strong



tiny



costume



friends



hair



skin



stepmother



wand

STEP 6**Your Writing**

► Look at your idea web in Step 5. Draw and write your story.

Draw a picture of your story.

1

2

3

4

5

6

Writing Checklist

- 1 My sentences begin with a capital letter.
- 2 My sentences end with a period.
- 3 My words are in the correct order.

☐
☐
☐

Unit 11

My Favorite Thing

STEP 1 Warm-up

A Write **is** or **has** to complete the story.

My Teddy Bear

I have a teddy bear.

It is my favorite thing.

My teddy bear brown.

It very soft.

It lovely eyes.

It has a cute nose.

It small hands and feet.

It is always happy.



B Write **Yes** or **No**.

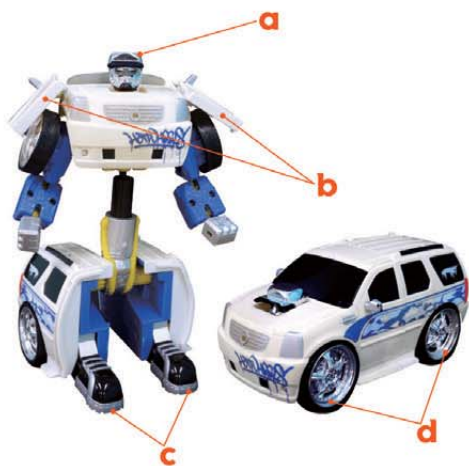
1 Is Ella's teddy bear soft?

2 Is Ella's teddy bear black?

3 Does Ella's teddy bear have big hands?

STEP 2 Word Practice

► Look and write the word.



robot doors feet head wheels

- 1 This is a _____.
- a It has a small _____.
 - b It has car _____.
 - c It has two _____.
 - d It has four _____.



bike basket handles pedals seat

- 2 This is a _____.
- a It has a _____.
 - b It has two _____.
 - c It has a _____.
 - d It has two _____.



player screens buttons camera pen

- 3 This is a game _____.
- a It has a _____ lens.
 - b It has two _____.
 - c It has many _____.
 - d It has a _____.

STEP 3 Grammar Practice

A Write **is**, **are**, **have**, or **has**.

1



The boys _____ a soccer ball.

It _____ black and white.

2



The girl _____ long hair.

The girl's hair _____ brown.

3



The puppy _____ very cute.

It _____ short legs.

4



These _____ new bikes.

They _____ Mary's and Sara's bikes.

5



We _____ a big house.

The house _____ many windows.

B Circle the mistake. Write the correct sentence.

1 Finn have a sister.

2 They has a big cat.

3 He is short hair.

4 We have always happy.

STEP 4 Writing Practice

A Read and complete the idea web.

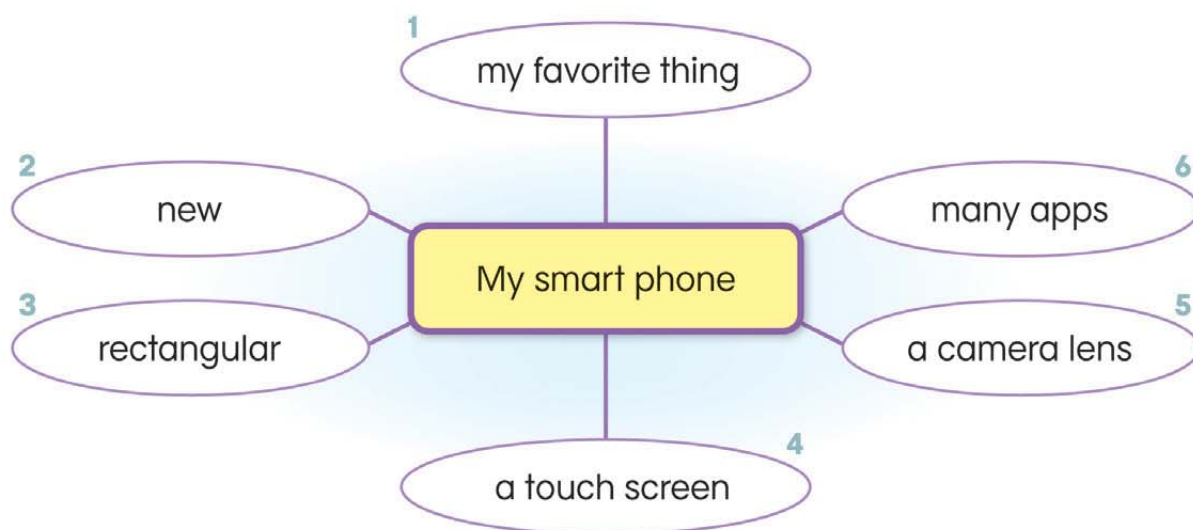
My teddy bear is my favorite thing.

It is brown.

It is very soft.

It has lovely eyes.

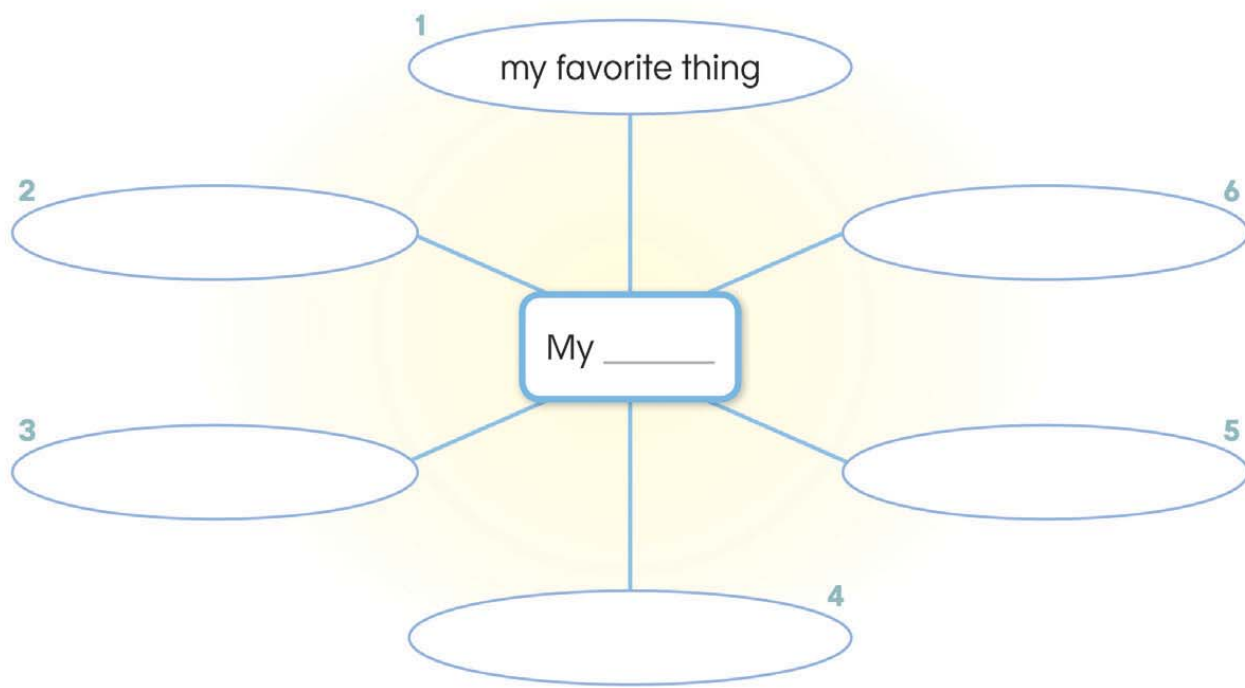
B Look and write the sentences using **is** or **has**.



- | | |
|------------------------|---------|
| 1 My smart phone _____ | 4 _____ |
| 2 It _____ | 5 _____ |
| 3 It _____ | 6 _____ |

STEP 5 Your Idea Web


► Make your idea web about your favorite thing.




Word Bank

To Teachers:

Encourage students to use their own words. When necessary, have them refer to the word bank.



robot



head



feet



door



wheels



bike



basket



handles



pedals



seat



game player



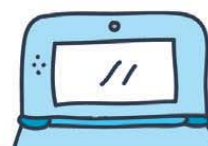
buttons



camera lens



pen



screen

STEP 6 Your Writing

► Look at your idea web in Step 5. Draw and write your story.

Draw a picture of your story.

- 1 _____
- 2 _____
- 3 _____
- 4 _____
- 5 _____
- 6 _____

Writing Checklist

- 1 My sentences begin with a capital letter. ☐
- 2 My sentences end with a period. ☐
- 3 My words are spaced out properly. ☐



My Favorite Animal

STEP 1 Warm-up

A Write the sentences to complete the story.

A lemur is my favorite animal. It has long legs.

Ring-tailed Lemur

It is white and gray.

It has a slender body.

It has big eyes.

It has a long striped tail.

It has long fingers.

It likes fruits, flowers, and leaves.

B Write Yes or No.

1 Is a lemur black and gray?

2 Does a lemur have a short tail?

3 Does a lemur have long fingers?

STEP 2

Word Practice

Look and write the words.

dolphin
fins

tiger
teeth


cheetah
spots

monkey
arms

zebra
stripes

eagle
wings

1



A _____ is my favorite animal.
It has black _____.

2



An _____ is my favorite animal.
It has big _____.

3



A _____ is my favorite animal.
It has sharp _____.

4



A _____ is my favorite animal.
It has strong _____.

5



A _____ is my favorite animal.
It has long _____.

6



A _____ is my favorite animal.
It has black and white _____.

STEP 3 Grammar Practice

A Rewrite the sentence using the given word.

- 1 long It has a neck. _____
- 2 short It has a tail. _____
- 3 large It has wings. _____
- 4 small It has a body. _____
- 5 black It has spots. _____
- 6 white It has stripes. _____
- 7 sharp It has teeth. _____
- 8 smooth It has skin. _____

B Circle the correct word.

- 1 The monkeys small feet.
- 2 There monkeys in the zoo.
- 3 My mom a new car.
- 4 My sister a red bike.
- 5 There a lemur under the tree.
- 6 My brothers short hair.
- 7 It red and blue stripes.
- 8 She a smart girl.

STEP 4 Writing Practice

A Read and complete the idea web.

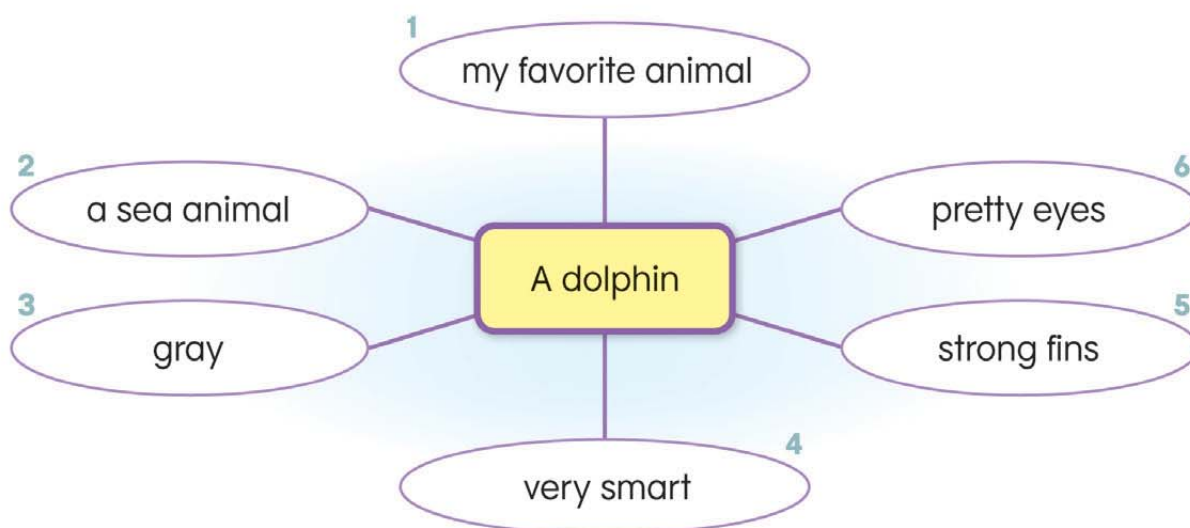
A lemur is my favorite animal.

It is brown and gray.

It has a slender body.

It has big eyes.

B Look and write the sentences using **is** or **has**.



1 _____

4 _____

2 It _____

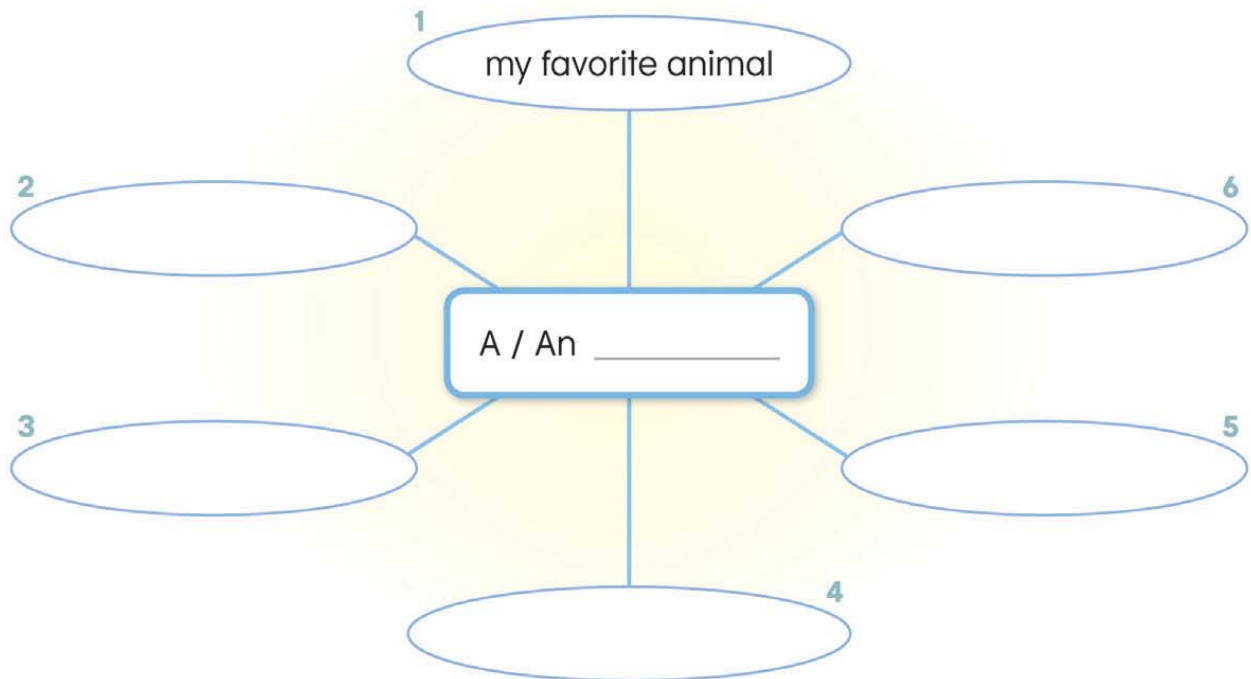
5 _____

3 _____

6 _____

STEP 5 Your Idea Web

► Make your idea web about your favorite animal.



Word Bank

To Teachers:

Encourage students to use their own words. When necessary, have them refer to the word bank.



cheetah



dolphin



eagle



monkey



tiger



zebra



spots



fins



wings



arms



teeth



stripes



large



small



long



short



sharp



smooth

STEP 6 Your Writing

► Look at your idea web in Step 5. Draw and write your story.

Draw a picture of your story.

- 1 _____
- 2 _____
- 3 _____
- 4 _____
- 5 _____
- 6 _____

Writing Checklist

- 1 My sentences begin with a capital letter. ☐
- 2 My sentences end with a period. ☐
- 3 My words are spelled correctly. ☐



Writing Project 4.....

Report Writing

My Family's Favorite Place

A Directions

- 1 Draw or take a picture of your family's favorite place.
- 2 Glue the drawing or picture in the frame.
- 3 Write about the place.


Let's Do It



B Project Model

My Family's Favorite Place

By Julie Chang



This is City Park.

It is my family's favorite place.

There are many things at the park.


There is a small pond.

There are old trees and squirrels.

We like City Park very much.

My Family's Favorite Place

By _____



This is _____.

It is my family's _____.

There (is / are) _____.

There (is / are) _____.

There (is / are) _____.

We like _____ very much.



My Day

STEP 1 Warm-up

A Write the words to complete the story.

do play go am

My Busy Day

I busy every day.

I get up at seven o'clock.

I eat breakfast.

I to school.

I study math and English.

I with my friends.

I come home.

I my homework.

B Read and match.

1 I eat ... •

2 I study ... •

3 I get up ... •

a ... math and English.

b ... at seven o'clock.

c ... breakfast.



STEP 2 Word Practice

A Look and write the word(s).

get up

study

wash

do

eat

go



1 I _____ at seven o'clock.

4 We _____ to school.

2 I _____ my face.

5 We _____ English.

3 I _____ breakfast.

6 We _____ our homework.

B Choose and write the word.

o'clock

hands

park

apple

math

1 I wash my _____ before lunch.

2 My friends and I go to the _____.

3 I eat an _____ every day.

4 We study _____ and science at school.


5 We come home at three _____.

STEP 3 Grammar Practice

A Write the words in the correct order.

- 1 busy am I . _____
- 2 get up We at 8 o'clock . _____
- 3 They to school go . _____
- 4 study You English . _____
- 5 at home We are . _____
- 6 do I my homework . _____
- 7 is She happy . _____
- 8 You lunch eat . _____

B Circle the number and say the sentences.



- 1 I can make 1 2 3 sentence(s) with "I."
- 2 I can make 1 2 3 sentence(s) with "We."
- 3 I can make 1 2 3 sentence(s) with "They."

STEP 4 Writing Practice

► Choose and complete the idea web.
Write the sentences using the idea web.

play

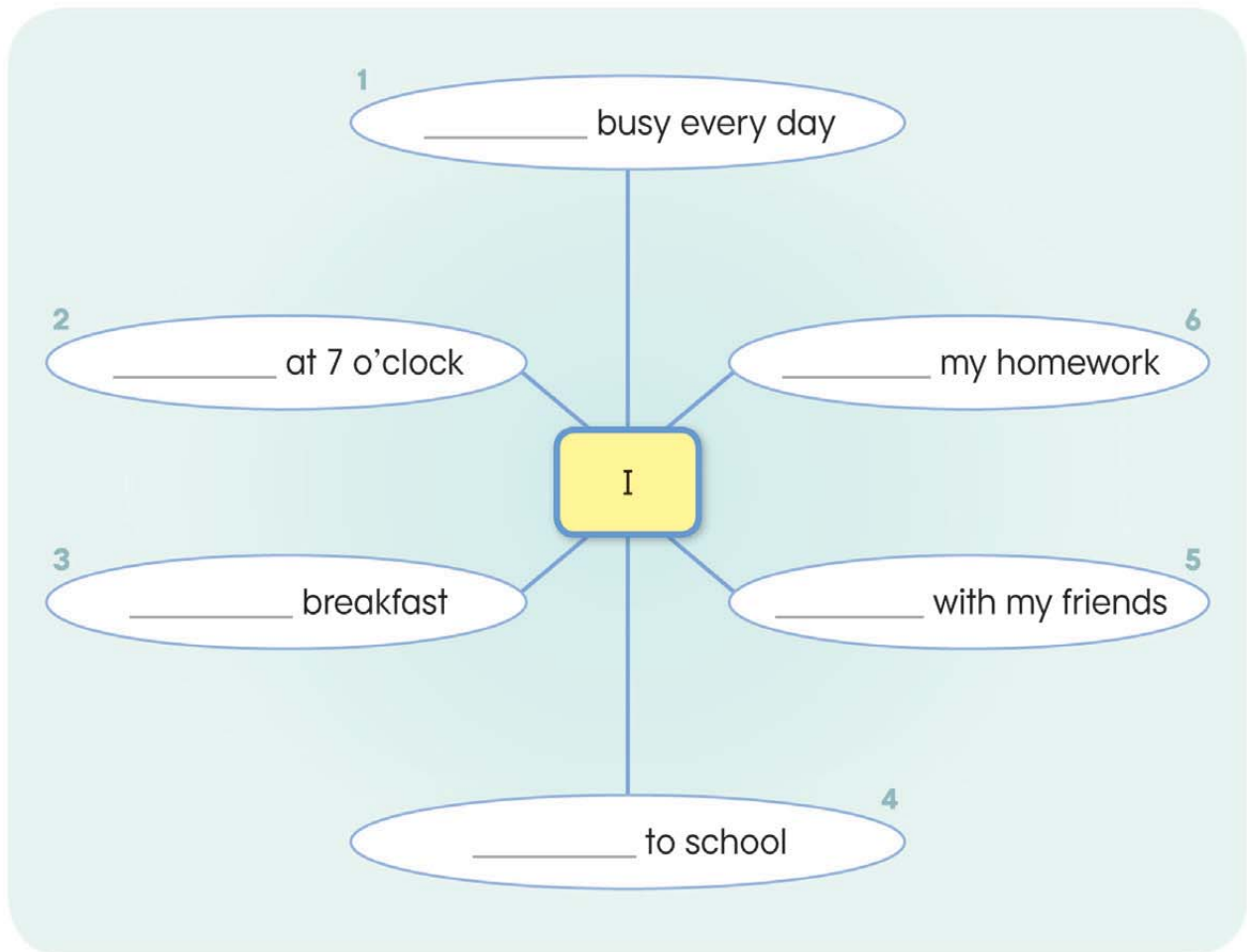
go

am

eat

get up

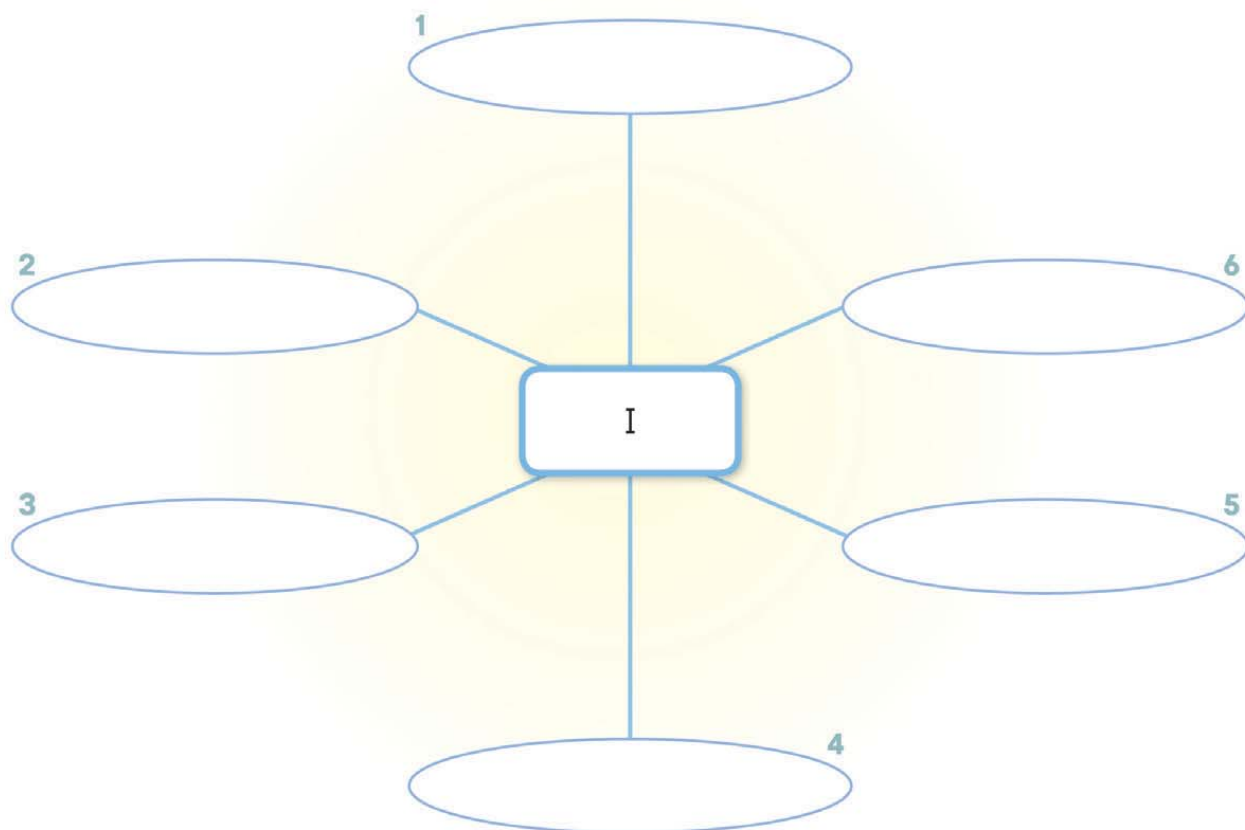
do



- 1 _____
- 2 _____
- 3 _____
- 4 _____
- 5 _____
- 6 _____

STEP 5 Your Idea Web

► Make your idea web about your day.



Word Bank

To Teachers:

Encourage students to use their own words. When necessary, have them refer to the word bank.



do my homework



eat (breakfast / lunch / dinner)



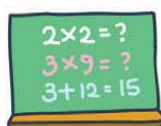
get up at (7) o'clock



go to (school / the park)



study (English / math)



wash my (face / hands)



STEP 6**Your Writing**

► Look at your idea web in Step 5. Draw and write your story.

Draw a picture of your story.

1

2

3

4

5

6

Writing Checklist

- 1 My sentences begin with a capital letter. ☐
- 2 My sentences end with a period. ☐
- 3 My words are in the correct order. ☐



Unit 14

My Dad's Day

STEP 1 Warm-up

A Circle the words to complete the story.

My Dad's Day

My dad is an inventor.

He make / makes interesting things.

He works at home every day.

He are / is busy.

He cleans the house.

He cook / cooks.

He plays with me and my brothers.

We love / loves our dad very much.

B Check True or False.

1 Ella's dad works at school every day.

True

False

2 Ella's dad is a doctor.

True

False

3 Ella's dad makes things.

True

False



STEP 2 Word Practice

A Look and write the word.

does cleans washes reads watches makes cooks goes



1 He _____ the house.

5 She _____ dinner.

2 He _____ snacks.

6 She _____ to work.

3 He _____ his car.

7 She _____ the newspaper.

4 He _____ TV.

8 She _____ the laundry.

B Choose and write the word.

busy

work

home

writer

1 My mom is a _____.

2 My dad comes _____ at six o'clock.

3 My mom is _____ every day.

4 My dad goes to _____ in the morning.

STEP 3 Grammar Practice

A Circle the correct form of the verb.

- 1 I my bed.
- 2 Andy his room.
- 3 My mom early.
- 4 They to school together.
- 5 Tom's dad at the bank.
- 6 We cartoons.
- 7 The teacher students.
- 8 My dad the dishes.



I cook.
You cook.
She cooks.
He cooks.
We cook.
They cook.

B Circle the number and say the sentences.



- 1 I can make sentence(s) with "I."
- 2 I can make sentence(s) with "My mom."
- 3 I can make sentence(s) with "They."

STEP 4**Writing Practice**

- Choose and complete the idea web.
Write the sentences using the idea web.

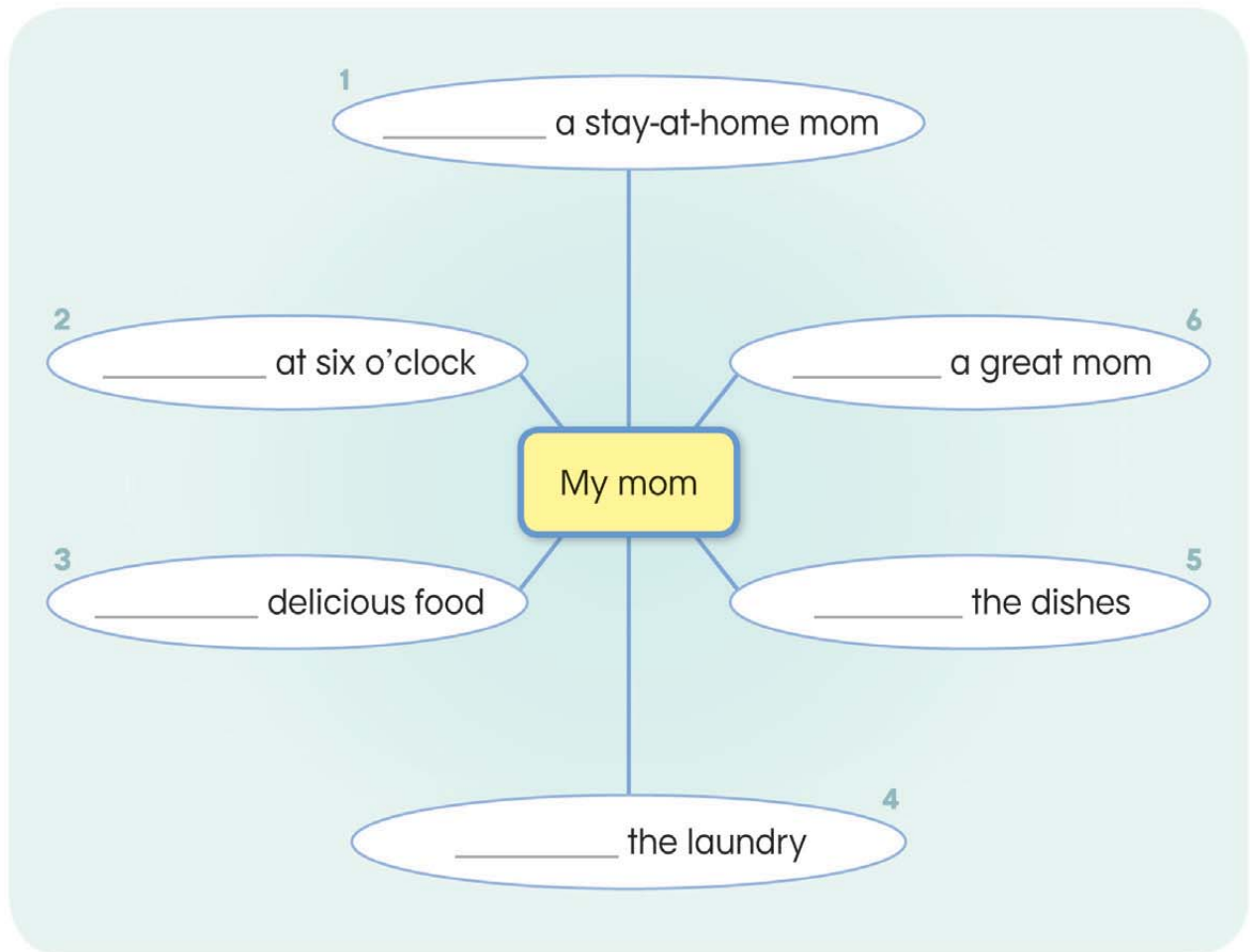
does

is (2x)

cooks

gets up

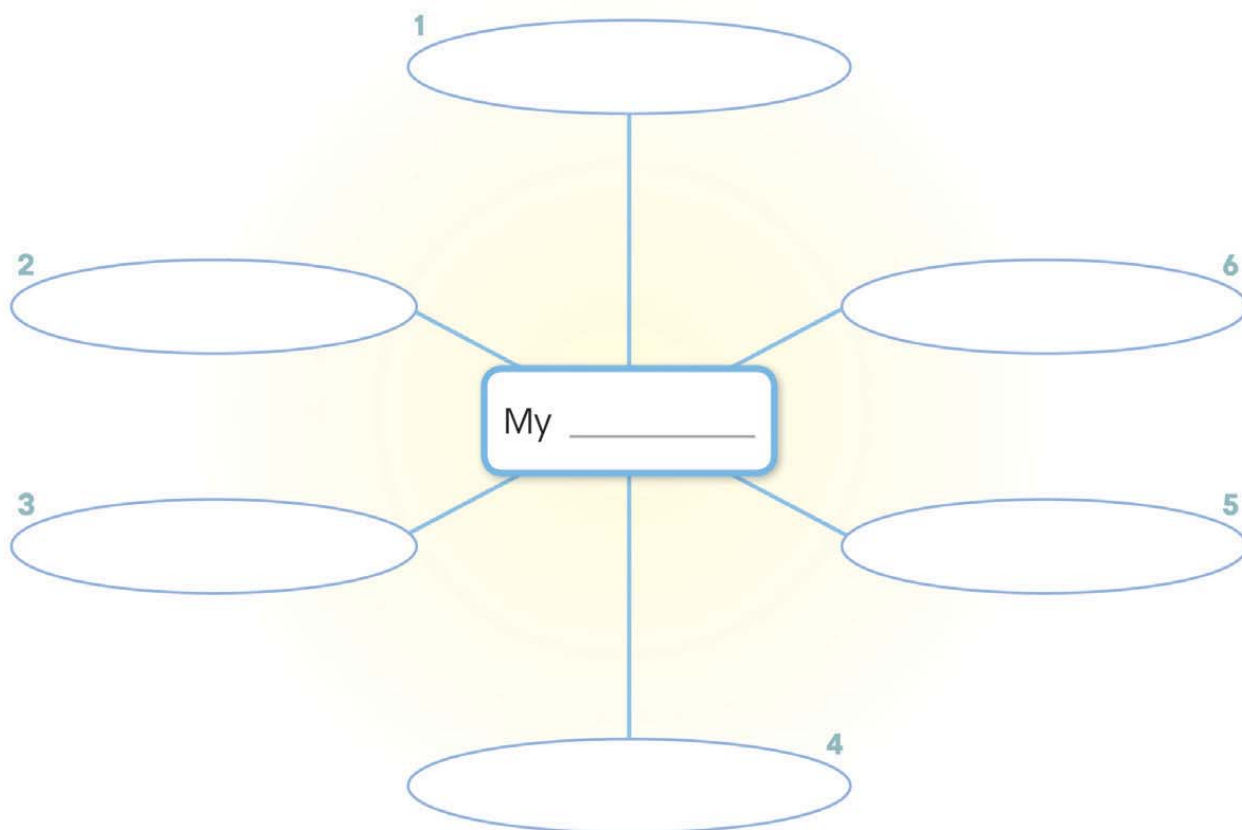
washes



- 1 _____
- 2 _____
- 3 _____
- 4 _____
- 5 _____
- 6 _____

STEP 5 Your Idea Web

► Make your idea web about your mom or dad.



Word Bank

To Teachers:

Encourage students to use their own words. When necessary, have them refer to the word bank.



clean the house



cook dinner



do the (dishes / laundry)



go to work



make snacks



read the newspaper



wash (his) car



watch TV

STEP 6**Your Writing**

► Look at your idea web in Step 5. Draw and write your story.

Draw a picture of your story.

- 1 _____
- 2 _____
- 3 _____
- 4 _____
- 5 _____
- 6 _____

Writing Checklist

- 1 My sentences begin with a capital letter.
- 2 My sentences end with a period.
- 3 My words are spaced out properly.

☐
☐
☐

Unit 15

After-school Fun

STEP 1 Warm-up

A Write the words to complete the story.

are do play like

After-school Fun

We fun things after school.

I have a ballet lesson.

I dancing very much.

I am a good dancer.

Finn and Cody soccer.

They like soccer very much.

They good soccer players.

We have fun after school.



B Write Yes or No.

1 Do Ella, Finn, and Cody have fun after school?

2 Does Ella have soccer practice?

3 Do Finn and Cody like soccer?

STEP 2 Word Practice

A Look and write the word(s).

basketball

piano

video games

English

swimming

ballet



1 I have a _____ class.

4 They study _____.

2 They go _____.

5 They have _____ practice.

3 She has a _____ lesson.

6 He plays _____.

B Choose and write the word.

go

play

do

have

watch

1 We _____ cartoons in the living room.

2 They _____ snacks at home.

3 They _____ their homework.

4 We _____ at the playground.

5 We _____ to the library.

STEP 3 Grammar Practice

A Circle the correct form of the verb.

- 1 She soccer after school.
- 2 They a ballet lesson today.
- 3 He his homework before dinner.
- 4 You TV after dinner.

B Look and write the correct form of the verbs.



The school a soccer field.

Boys soccer after school.



There a music room at school.

We choir practice.



They a school library.

They books after school.



There a swimming pool at school.

Amy a swimming lesson today.

STEP 4 Writing Practice

► Choose and complete the idea web.
Write the sentences using the idea web.

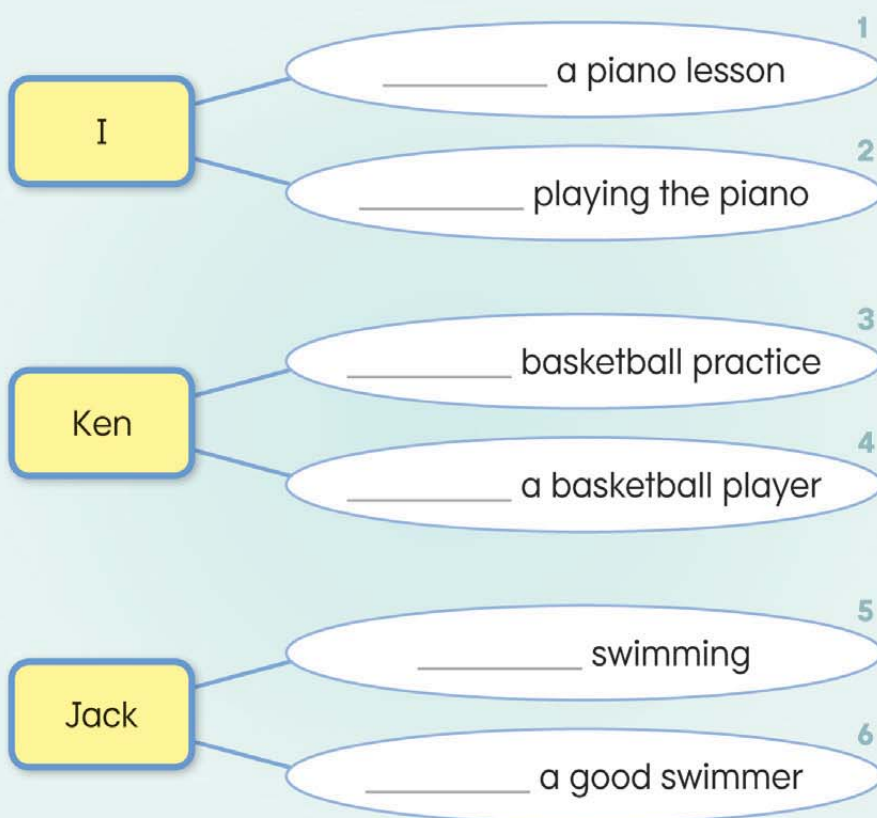
like

goes

is (2x)

have

has



1

2

3

4

5

6

STEP 5 Your Idea Web

► Make your idea web about your and your friends' after-school activities.

We do fun things after school

I



Word Bank

To Teachers:

Encourage students to use their own words. When necessary, have them refer to the word bank.



have a ballet class



have a piano lesson



have a snack



have soccer practice



go swimming



play basketball



play video games



watch cartoons

STEP 6 Your Writing

► Look at your idea web in Step 5. Draw and write your story.

Draw a picture of your story.

1

2

3

4

5

6

7

Writing Checklist

- 1 My sentences begin with a capital letter.
- 2 My sentences end with a period.
- 3 My words are spelled correctly.

☐
☐
☐

Writing Project 5.....Chart Writing

My Schedule

A Directions

- 1 Think about what you do every day.
- 2 Complete your schedule.
- 3 Decorate your schedule with drawings.

Let's Do It



B Project Model


My Schedule

By Olivia Jones



My Schedule

By _____



Scope and Sequence

		Unit (Writing Topic)	Vocabulary	Grammar
My Family	1	My Brothers and I	<ul style="list-style-type: none"> family members words describing people 	<ul style="list-style-type: none"> Be verbs (present simple) adjectives
	2	My Mom and Dad	<ul style="list-style-type: none"> family members, occupations words describing people 	<ul style="list-style-type: none"> singular and plural nouns Be verbs (present simple)
	3	My Pet	<ul style="list-style-type: none"> different pets words describing animals 	<ul style="list-style-type: none"> possessive adjectives negative Be verbs
	Writing Project 1 All about Mom and Dad			Report Writing
My Places	4	My Room	<ul style="list-style-type: none"> things in a room 	<ul style="list-style-type: none"> prepositions: in, on, under Be verbs (present simple)
	5	My Classroom	<ul style="list-style-type: none"> places in school class objects 	<ul style="list-style-type: none"> Be verbs (present simple)
	6	The Playground	<ul style="list-style-type: none"> things at the playground 	<ul style="list-style-type: none"> prepositions: at, on, in end punctuation
	Writing Project 2 Classroom Hanger Mobile			Report Writing
My Town	7	My Neighborhood	<ul style="list-style-type: none"> buildings and things in a neighborhood words describing buildings and places 	<ul style="list-style-type: none"> adjectives there + be
	8	My Town	<ul style="list-style-type: none"> places and things in a town 	<ul style="list-style-type: none"> there + be
	9	At the Market	<ul style="list-style-type: none"> words describing food and things 	<ul style="list-style-type: none"> there + be count and non-count nouns
	Writing Project 3 My Town Postcard			Letter Writing

	Unit (Writing Topic)	Vocabulary	Grammar
My Favorites	10 My Favorite Character	<ul style="list-style-type: none"> • words related to famous characters • words describing people 	<ul style="list-style-type: none"> • have / has • adjectives
	11 My Favorite Thing	<ul style="list-style-type: none"> • words related to favorite things 	<ul style="list-style-type: none"> • have / has
	12 My Favorite Animal	<ul style="list-style-type: none"> • wild animals • body parts 	<ul style="list-style-type: none"> • have / has • adjective + noun
	Writing Project 4 My Family's Favorite Place		Report Writing
Doing Things	13 My Day	<ul style="list-style-type: none"> • daily routine activities 	<ul style="list-style-type: none"> • common verbs (present simple)
	14 My Dad's Day	<ul style="list-style-type: none"> • daily routine activities 	<ul style="list-style-type: none"> • common verbs (present simple)
	15 After-school Fun	<ul style="list-style-type: none"> • after-school activities 	<ul style="list-style-type: none"> • common verbs (present simple)
	Writing Project 5 My Schedule		Chart Writing

