

Smart Phonics

NEW EDITION

Student Book Single Letters

1



Smart Phonics 1



page

Unit 1

08

Aa · Bb · Cc

alligator, ant, apple
bat, bed, book
cap, cat, cup



page

Unit 2

14

Dd · Ee · Ff



desk, dog, duck
egg, elbow, elephant
fan, fish, fork

page

Unit 3

20

Gg · Hh · Ii

game, girl, gorilla
hand, hat, hippo
igloo, iguana, ink



page

Unit 4

26

Jj · Kk · Ll



jacket, jam, jet
kangaroo, key, king
lamp, lemon, lion

page

Review 1

32

Aa ~ Ll

R₁



Smart
Phonics 1
Contents

page

Unit 5

38

Mm · Nn · Oo

map, melon, mouse
nest, net, nut
octopus, ostrich, ox



page

Unit 6

44

Pp · Qq · Rr



panda, pen, pig
queen, question, quiet
rabbit, ring, robot

page

Unit 7

50

Ss · Tt · Uu · Vv

sea, sock, sun
tent, tiger, top
umbrella, under, up
vase, vest, violin



page

Unit 8

56

Ww · Xx · Yy · Zz



watch, watermelon, window
box, fox, six
yacht, yellow, yo-yo
zebra, zero, zoo

page

Review 2

62

Mm ~ Zz

R₂

page

Challenge

68

Aa ~ Zz

C

page

74

Progress Test

T

page

82

Sight Words



page

83

Flashcards



Phonics for Reading and Writing

Phonics

Awareness of Letter-Sound Relationships

a - /a/ as in apple



b - /b/ as in book



c - /k/ as in cat



t - /t/ as in tiger



Skills to Blend Sounds to Make Meaningful Words

• Vowel + Consonant

a + **t** → **at**

• Consonant + Vowel + Consonant

b + **at** → **bat**

c + **at** → **cat**

h + **at** → **hat**





















Children with phonics skills are able to read and write many English words without relying on memorization or guessing.















Sounds Introduced in the Smart Phonics Series

Book 1	Single Letters	a, b, c, d, e, f, g, h, i, j, k, l, m, n, o, p, q, r, s, t, u, v, w, x, y, z	
Book 2	Short Vowels	a, e, i, o, u	
Book 3	Long Vowels	a_e, i_e, o_e, u_e	
Book 4	Two Letter Consonants	Consonant Blends	bl, cl, fl, gl, pl, sl, br, cr, dr, fr, pr, sm, sn, st, sw, nk
		Consonant Digraphs	ch, sh, th, wh, ng
Book 5	Two Letter Vowels	Vowel Digraphs	ee, ea, ai, ay, oa, ow (bowl), oo (book), oo (moon)
		Vowel Diphthongs	oi, oy, ou, ow (clown)
		R-controlled Vowels	ar, er, ir, or, ur

Goals of Smart Phonics 1

- Children learn to read and write 26 English letters and the sounds they make.
- Children learn words that begin or end with each letter.
- Children learn sight words through the phonics stories.

Aa	Bb	Cc	Dd	Ee	
 apple	 book	 cat	 dog	 elephant	
 alligator	 bed	 cap	 desk	 egg	
 ant	 bat	 cup	 duck	 elbow	

	Vv	Ww	Xx	Yy	Zz
	 violin	 watch	 box	 yacht	 zebra
	 vest	 window	 fox	 yo-yo	 zoo
	 vase	 watermelon	 six	 yellow	 zero

Note to Teachers


The ultimate goal for the Smart Phonics series is to guide children to develop phonics skills, namely to identify the English sounds and letters and understand the relationships between them. We advise teachers to focus on the enhancement of phonics skills throughout the course rather than emphasizing the spelling of words.

Lesson Flow

Introduction 1

UNIT 7 Ss · Tt · Uu · Vv

Listen and repeat.




- begins with the s sound.
- begins with the t sound.
- begins with the u sound.
- begins with the v sound.

New target sounds, letters and related words are introduced.

Practice 1

Learn

A Trace.



A Trace and write.



Children learn to write the target letters in the correct order.

Introduction 2

Listen and repeat.

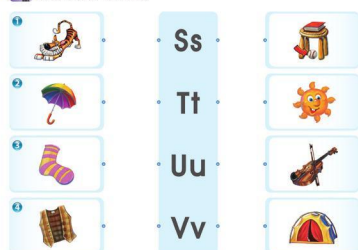


More words that begin with the target sounds are introduced.

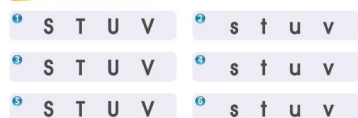
Practice 2

Practice

Look and match.



Listen and circle.



Children practice identifying the target sounds, letters and related words.

Story


Story

Read along!

Where is the ?
The is the .

Where is the ?
The is the .

Where is the ?
Oh! The is in the .




Children will further practice reading the words they learned through a fun phonics story. They will be naturally exposed to sight words as well.

Writing

Write

A Trace and write.



Bonus Games - Insert your hybrid CD and go to
- Click on <S> - <V> -
- Play Intro Match and Puzzle.

The target sounds and letters are consolidated through a writing activity.

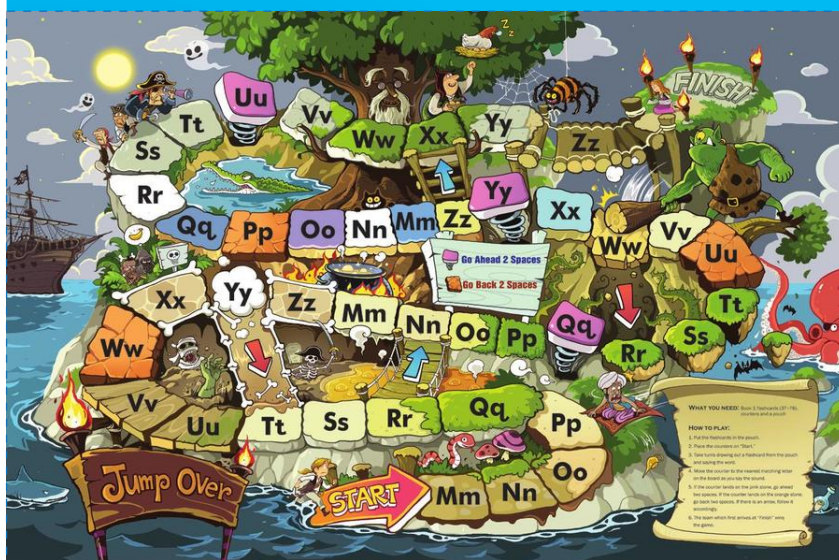
Fun Elements

Chants



Children will review the single letter sounds they learned through fun chants.

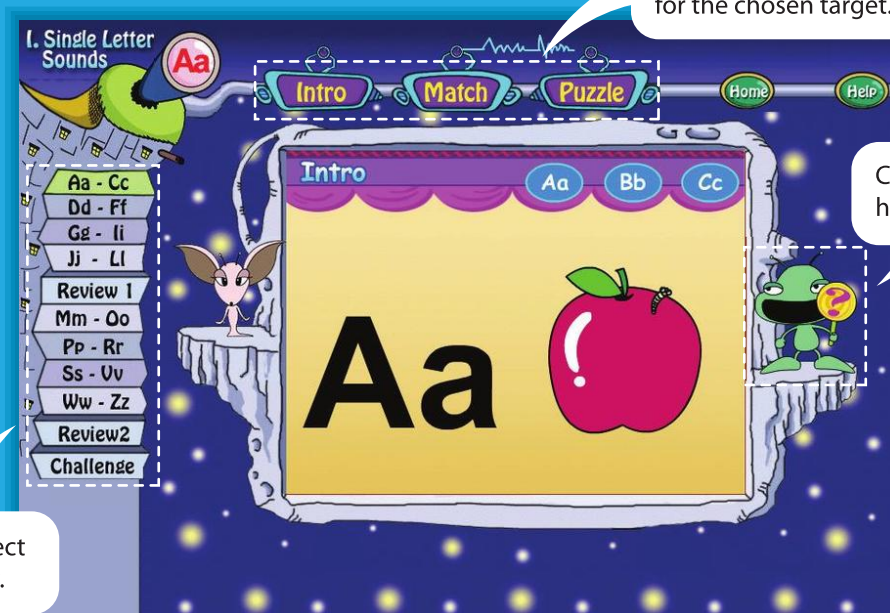
Board Games



Three interesting board games for phonics are provided in the book. The game boards are creatively illustrated to grab children's attention. The intention is to have fun while practicing phonics skills.

Bonus Games on Phonics Land

Insert your hybrid CD and go to Phonics Land. Choose a target and play the games.






Listen and repeat.

Aa



Bb



Cc



begins with the **a** sound.




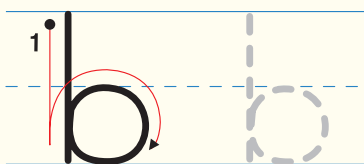
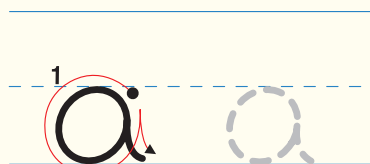
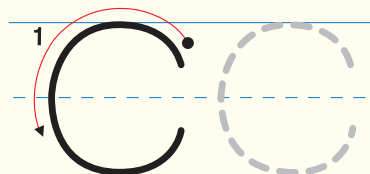
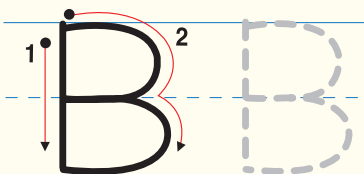
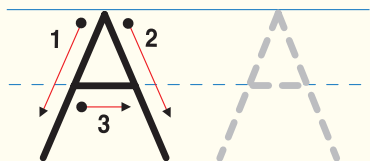
begins with the **b** sound.




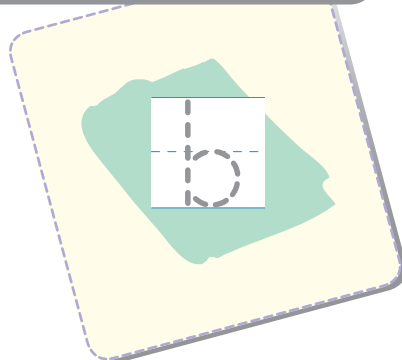


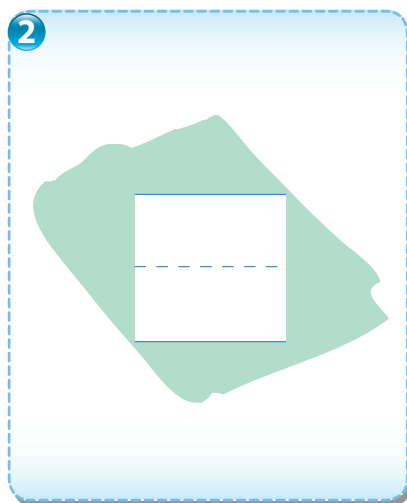

begins with the **c** sound.



Trace.



Trace and write.






Listen and repeat.

Aa



Bb



Cc






Find and color.

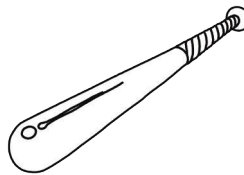
1

Aa





2

Bb



3

Cc



Listen and circle.

1

A

B

C

2

a

b

c

3

A

B

C

4

a

b

c

5

A

B

C

6

a

b



c

Story





Read along!

See the .


The  is on the .

See the .

The  is on the .

See the .

The  is under the .



Sight Words is on see the under

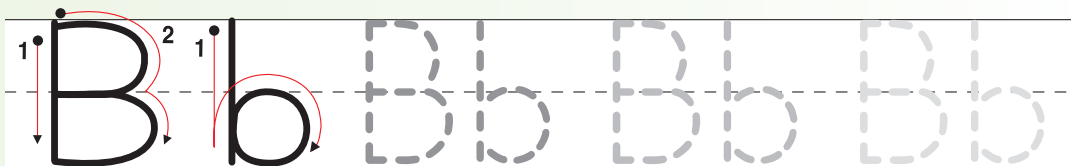


Trace and write.

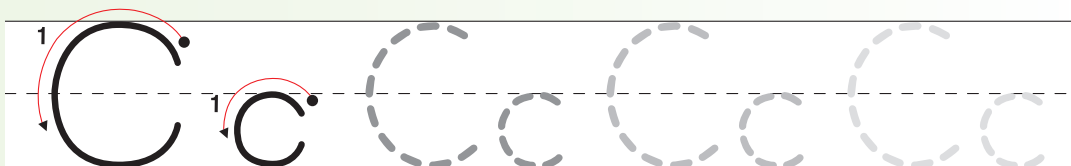
1



2



3





Bonus Games - Insert your hybrid CD and go to



- Click on <Aa - Cc>.
- Play Intro, Match and Puzzle.