



# Activity Book

*Reading and Comprehension*

*Exercises for Kids*

By : [Oujdalibrary.com](http://Oujdalibrary.com)




# *Level 1*





## Exercise 1: Read and Match

👁️ *Read the sentence and put a (✓) on the correct picture:*


1. *The boy is playing with a ball.*

☐

2. *The sun is yellow.*

☐☐

3. *The cat is under the table.*

☐☐

## Exercise 2: Complete the Sentence

 *Fill in the blank with the correct word:*

1. I have a \_\_\_\_ (dog / apple).



2. The sky is \_\_\_\_ (blue / small).




3. This is a \_\_\_\_ (table / run).



### Exercise 3: True or False

✓ *Write "True" or "False" for each sentence:*

1. *A cow can fly.* \_\_\_\_\_



2. *Water is wet.* \_\_\_\_\_




3. *Fish live in the sky.* \_\_\_\_\_



## Exercise 4: Choose the Right Word

 *Circle the correct word for each sentence:*

1. The apple is (red / big).



2. The boy is (running / eating).



3. A dog is a (fruit / animal).




## Exercise 5: Read and Answer



*Read the sentence and answer the question:*


1. *Tom has a blue car. What color is Tom's car?*

\_\_\_\_\_



Oujda  
Library

2. *The bird is in the tree. Where is the bird?* \_\_\_\_\_



3. *Sara is eating a banana. What is Sara eating?* \_\_\_\_\_




## Exercise 6: Match the Word to the Picture


*Draw a line to match the word to the correct picture:*




*Sun*




*Dog*



*Tree*



*Fish*




## Exercise 7 : Read and Color


 *Read the sentence and color the object correctly.*



1. *The apple is red. (Color the apple red.)*



2. *The sun is yellow. (Color the sun yellow.)*



3. *The tree is green. (Color the tree green.)*

