

HOW TO TEACH ENGLISH TO KIDS

**Tips, Techniques,
And Links To Useful
Resources**




I CAN READ



a bee
a small bee
a small yellow bee
my small yellow bee
It is my small yellow bee



a car
my car
my old blue car
my small old blue car
It is my small old blue car




a cat
my cat
my little cat
my little fluffy cat
It is my little fluffy cat



a pig
a pink pig
my little pink pig
my cute little pink pig
It is my cute little pink pig



a rat
my rat
my hungry rat
my little hungry rat
It is my little hungry rat



a fly
my fly
my funny fly
my funny noisy fly
It is my funny noisy fly



Can you...?

Yes, I can.

No, I can't.

Can you run?

Can you jump?

Can you fly?

Can you read?

Can you swim?

Can you sit?

Can you stand?

Can you cook?

Can and Can't worksheet



can



David



Can't



Grace



Grace _____ dream.

David _____ paint.

Grace _____ swim.

David _____ laugh.

Grace _____ jump.

David _____ ride a bike.

Grace _____ cook.

David _____ catch.

Grace _____ read a book.

David _____ shout.

**Can you say
what the
children and
can't do? Try
to fill the
gaps here.**



Grace _____ build.

David _____ drink.

Grace _____ sleep.

David _____ fly.

Grace _____ sing.

David _____ run.

Grace _____ write.

David _____ climb.

Grace _____ kick.

David _____ dance.

Read and circle

I can read.



I can draw.


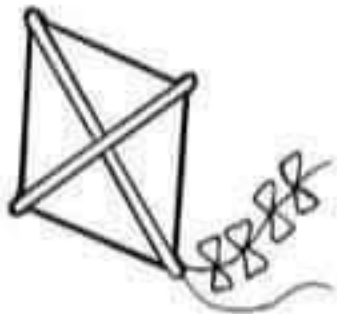


I can jump.

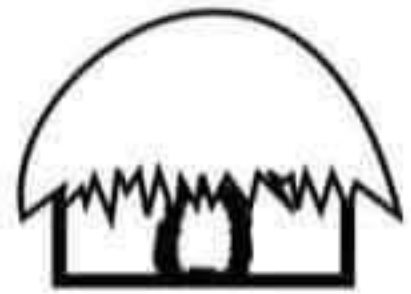


Read and circle

I see a kite.



I see a cat.



I see a bee.



Read and circle

I can write.



I can help old people.




I can swim.




Read and circle


I see a book.





I see a fish.




I see a bus.





I see a cat.



I see a bird.





I see a cow.

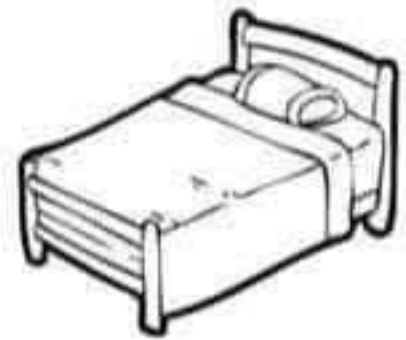



Read and circle

I see a tree.



I see a bed.



I see a bike.



Name: _____

SHORT A

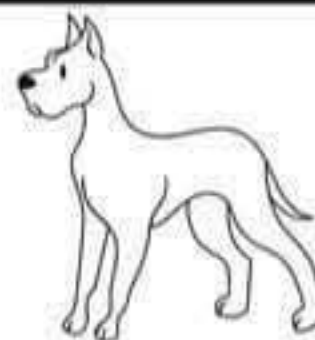
My First CVC Sentences

Read the sentence then
match and color the picture.


**SIGHT
WORDS**

- this
- is
- a

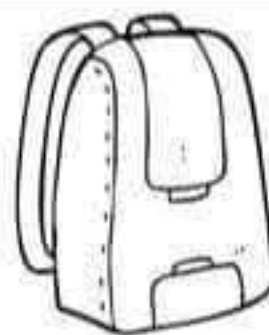
This is a cat.



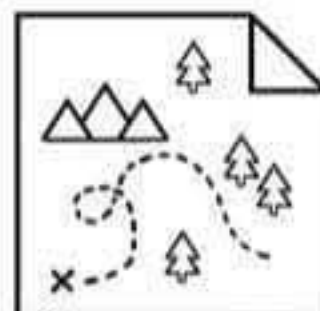
This is a van.



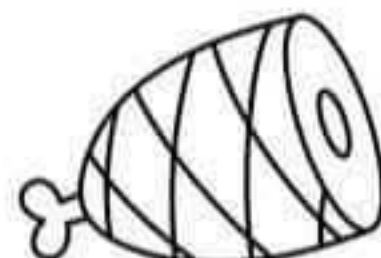
This is a bag.




This is a map.



This is a ham.



Read.



This is a fan.

The fan is green.

Look at the green fan.

The green fan is big.



This is a fish.

The fish is green.

Look at the green fish.

The green fish is big.



This is a frog.

The frog is green.

Look at the green frog.

The green frog is big.

Read.



This is a ball.

The ball is blue.

Look at the blue ball.

The blue ball is big.



This is a bus.

The bus is blue.

Look at the blue bus.

The blue bus is big.



This is a bag.

The bag is blue.

Look at the blue bag.

The blue bag is big.

Read.



This is a dog.

The dog is yellow.

Look at the yellow dog.

The yellow dog is big.




This is a dice.

The dice is yellow.

Look at the yellow dice.

The yellow dice is big.



This is a duck.

The duck is yellow.

Look at the yellow duck.

The yellow duck is big.

Name _____

Reading Comprehension

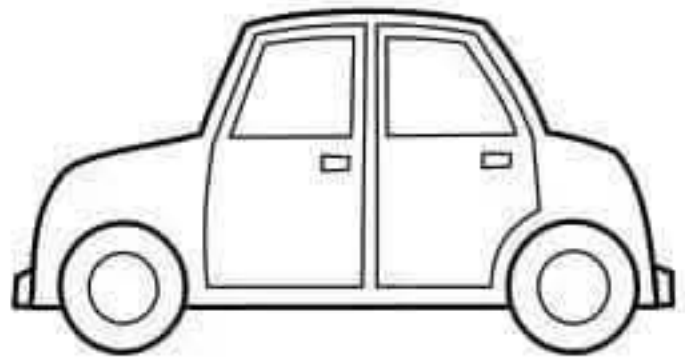
Directions: Read the small passage and answer the questions.

The Car

I can see a car.

The car is yellow.

There are three
people in the car.



The car is on the road.

1. What is the color of the car?

2. How many people are in the car?

3. Where is the car?

Name: _____

Date: _____

A Cat and a Rat

Tonny has a cat
The cat has a rat
The rat ran from the cat
The rat ran at Tonny
Tonny ran from the cat



1. Who ran from the cat?

2. Who has a rat?

3. Who ran from the rat?

4. Who has a cat?
