



Educational Publishing House Pte Ltd


# 300

practice exercises that build and  
reinforce basic Vocabulary and Grammar



# Kindergarten ENGLISH

- Vocabulary
- Pre-reading Skills
- Phonics
- Grammar



**Pia Li** M.B.B.S.  
**Seema Unni** M.Sc.




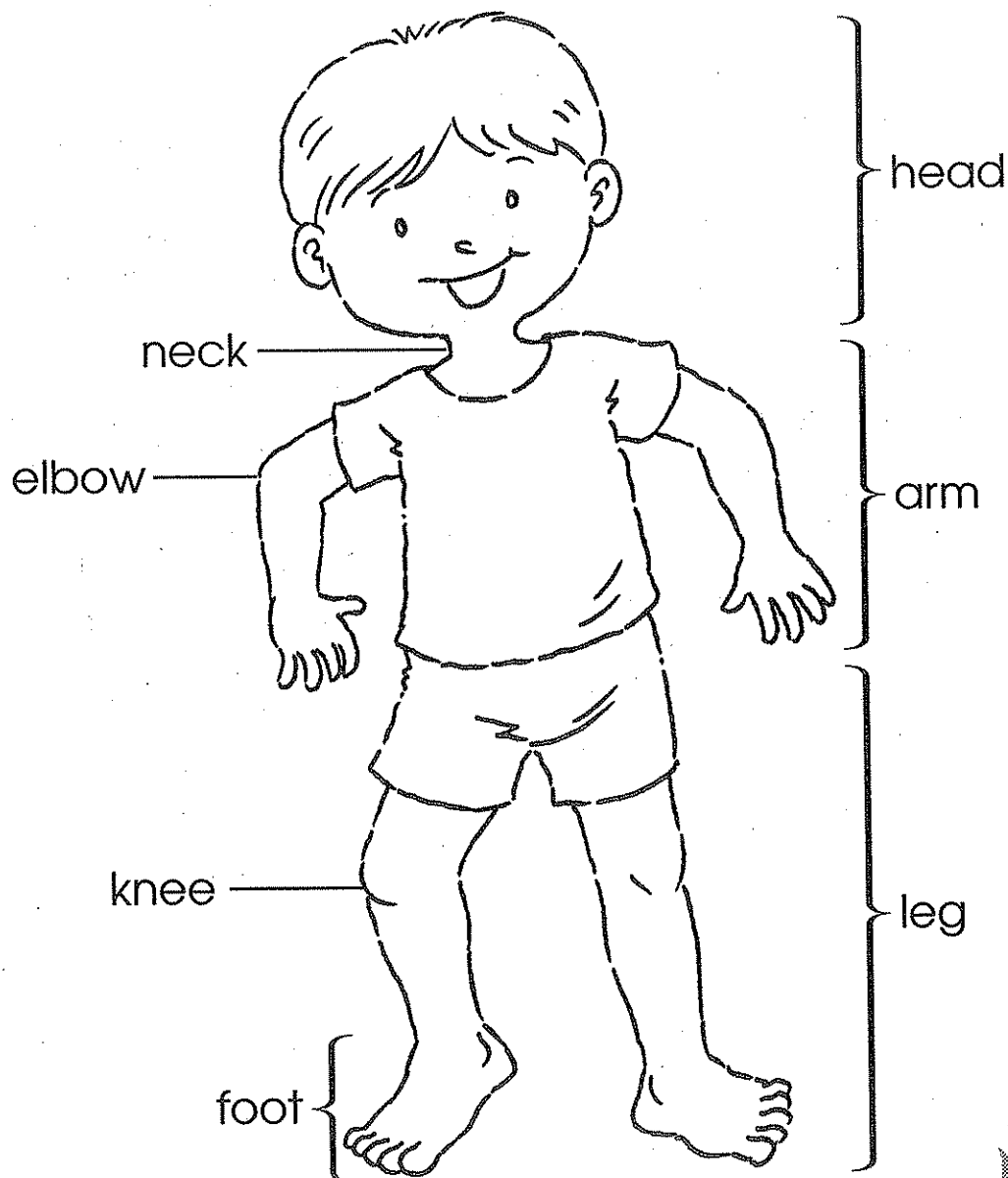
# CONTENTS

	Page
1. Body Parts	1
2. Sense Organs	6
3. Feelings	11
4. Colours	15
5. Family Tree	21
6. Things We Use	24
7. Occupations	28
8. Places	33
9. Around the House	39
10. In the Garden	45
11. Creepy Crawlies	49
12. Land Animals	52
13. Animals and Their young	64
14. Animals Sounds	67
15. Animal Homes	70
16. Sea Creatures	73
17. Plants	77
18. Fruits	82
19. Vegetables	88
20. Days of the Week	92
21. Months of the Year	98
22. Opposites	108
23. Things that Go Together	115
24. Pre-reading Skills	118
25. Phonics	121
26. Nouns	140
27. Articles	171
28. Pronouns	176
29. Verbs 'to be'	188
30. Verbs 'to have'	193
31. Verbs	197
32. Adjectives	202
33. Adverbs	205
34. Connectors	213
35. Modals	216
36. Wh- Questions	219
37. Punctuation and Capitalisation	223
38. Word Order	229
39. Comprehension	231
40. Revision 1	241
41. Revision 2	253
42. Revision 3	265
43. Revision 4	277
44. Revision 5	289

# Parts of the body



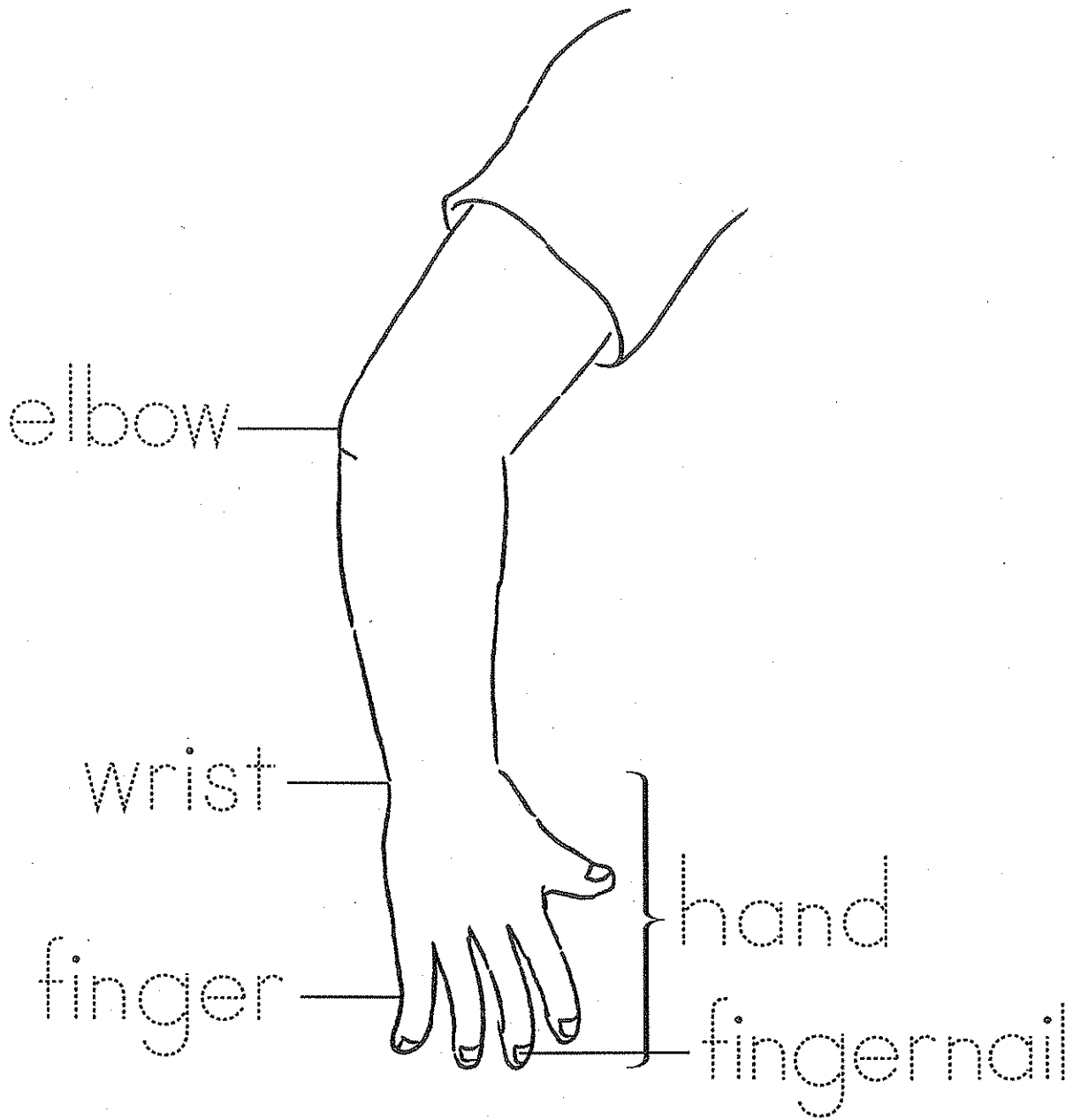
The body is made up of many parts.  
Point to each part and say the name.



# The arm



Trace the dotted words.



This is an arm.

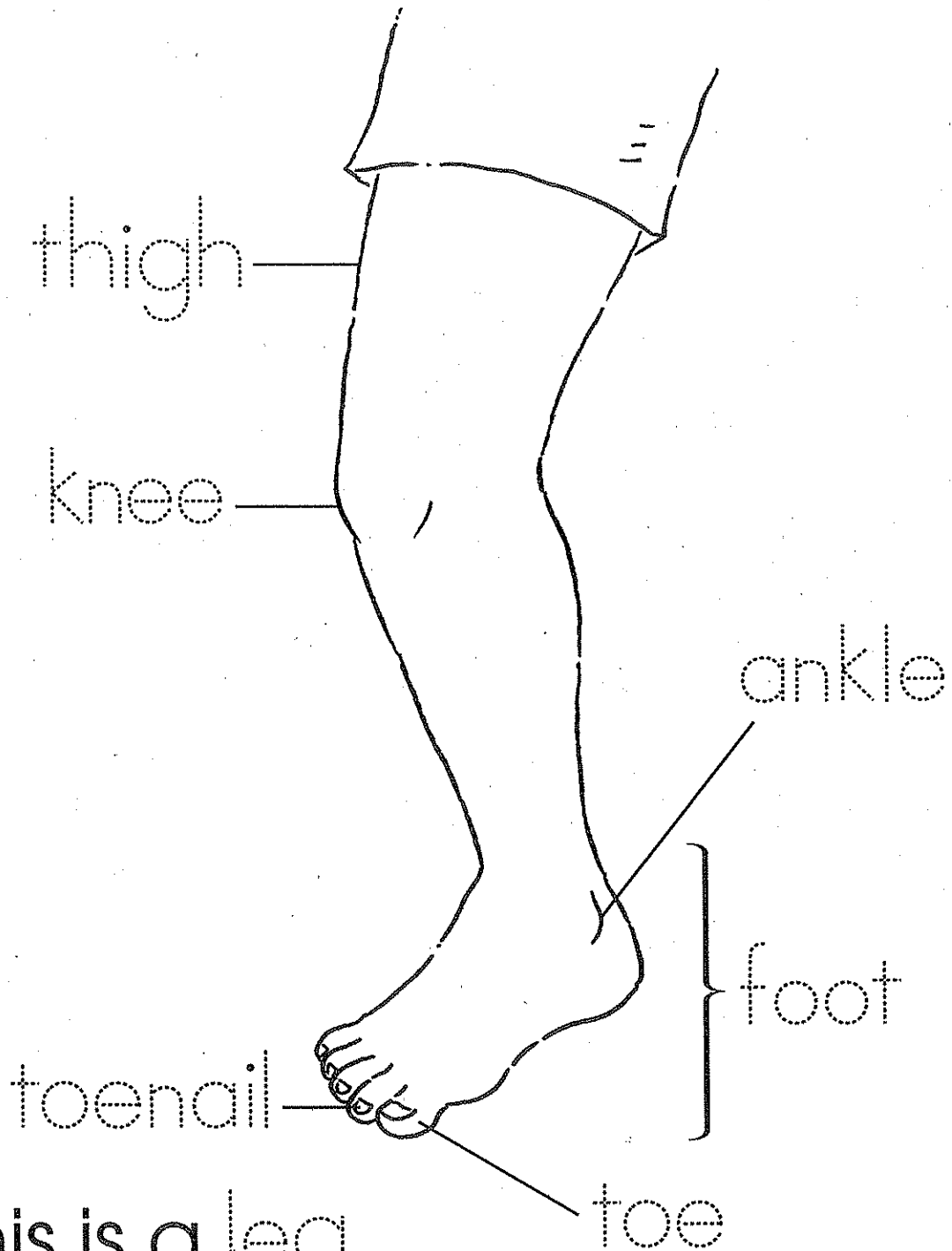




# The leg



Trace the dotted words.




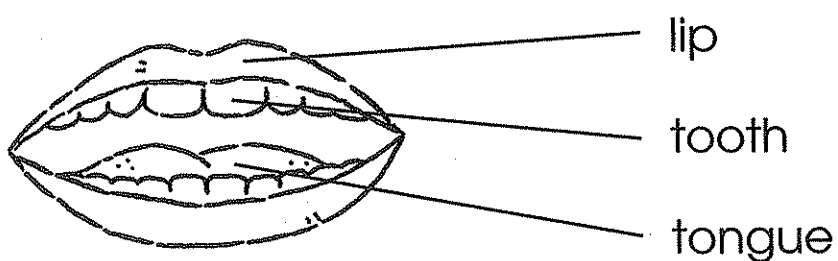
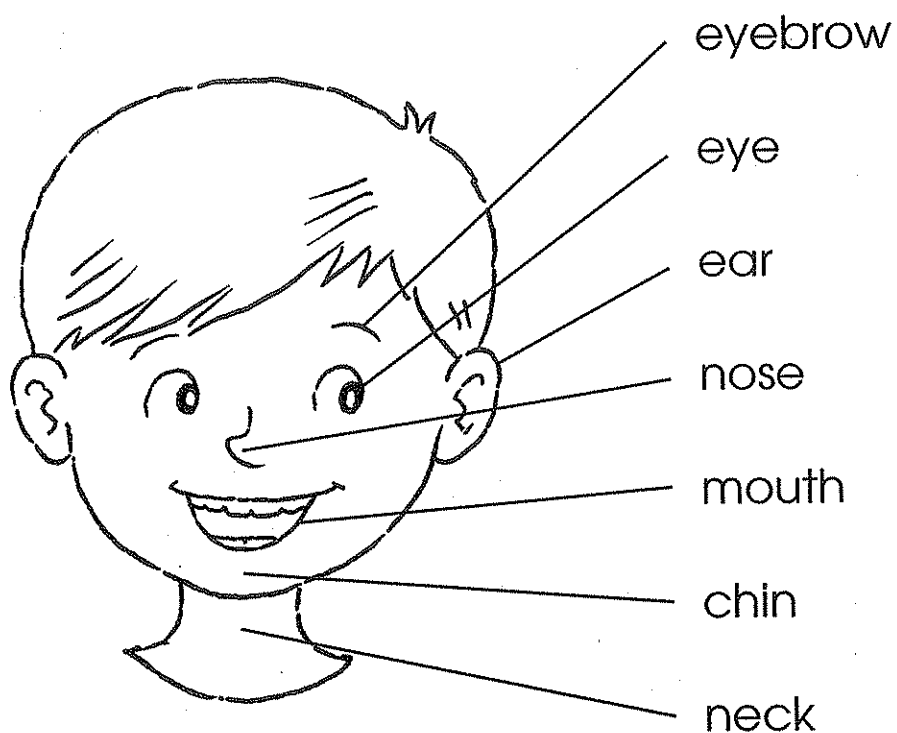
This is a leg.



# Parts of the face




Point to each part of the face and say the name.



# My body



Look in the mirror.  
Write down what you see.



I see \_\_\_\_\_.

I see \_\_\_\_\_.

I see \_\_\_\_\_.

I see \_\_\_\_\_.

I see \_\_\_\_\_.

I see \_\_\_\_\_.





# What are sense organs?



Our sense organs tell us more about the things around us.


Our eyes can see.

Our ears can hear sounds.


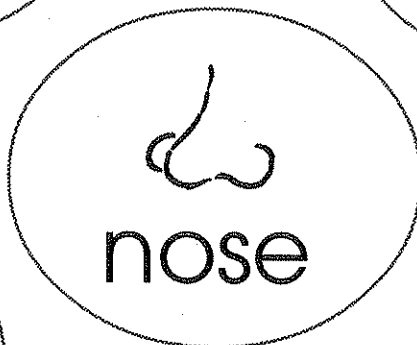


Our tongue tells us if the food is hot or cold, sweet or sour.

We feel with our skin.

Our nose can smell.




Point to each picture and say its name.




# The five sense organs




Match each picture to its name.



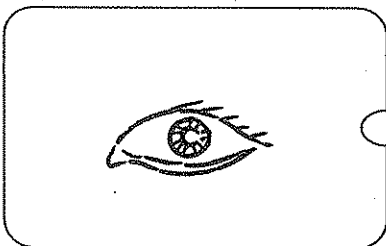
skin




eye



nose



ear



tongue



# Our sense organs



Fill in each blank with the correct answer from the box.

nose

I see with my  \_\_\_\_\_.


eyes

I hear with my  \_\_\_\_\_.


tongue

I smell with my  \_\_\_\_\_.

skin

I taste with my  \_\_\_\_\_.

ears

I feel with my  \_\_\_\_\_.





# More on sense organs



Look at each picture.

Then fill in each blank with the correct answer.

I use my ears

to \_\_\_\_\_.



I use my nose

to \_\_\_\_\_.



I use my eyes

to \_\_\_\_\_.



I use my hand

to \_\_\_\_\_.



I use my tongue

to \_\_\_\_\_.




# More on sense organs




Look at each picture.

Write the sense organ and what it can do in the space provided.




eyes
see
















# Feelings




Match each picture with the correct word.




sad



angry



surprised



happy



# Different types of feelings


Fill in each blank with the correct word from the box.

sleepy  
hungry

hot  
happy

scared  
angry

1.



It is sunny.

I am feeling \_\_\_\_\_.

2.

I did not do my  
homework.

My teacher is \_\_\_\_\_.



3.



It is dinner time.

I am \_\_\_\_\_.


4.

A dog chased me.

I was very \_\_\_\_\_.



5.



My friends tell me  
a joke.

I feel \_\_\_\_\_.

6.

I yawn when I am

\_\_\_\_\_.



# How do I feel?




Draw how you look when you are happy.

Draw how you look when you are sad.


# Colours




Trace the dotted words.  
Then colour the pictures.




brown




white



purple



grey

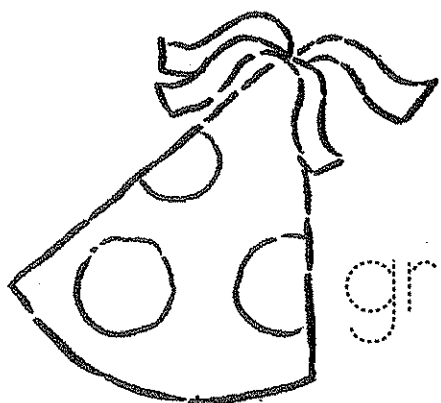


black


# Colours



Trace the dotted words.  
Then colour the pictures.




green




blue




pink



yellow



red






orange

# Word search on colours






Colour the paints.

Then find the colours in the table and circle them.



b	l	u	e	c	g	b	q	o	t	y
l	p	r	f	h	e	g	o	r	l	e
o	t	g	b	n	r	s	y	a	x	l
t	z	g	r	e	e	n	c	n	t	l
k	r	q	o	w	r	h	m	g	h	o
j	e	t	w	u	f	w	r	e	d	w
b	p	i	n	k	e	s	z	p	k	j
m	f	s	r	w	p	i	g	e	n	n




# Colourful presents

Colour each present with the words in bold.  
Then match it with the correct child.

I have a  
**red** present.



I like **pink**.




Mine is  
**green**.







My present  
is **orange**.



I have a  
**yellow** present.



I want a  
**blue** present.



# Colours



Rearrange the letters to form the name of a colour.  
Then colour the balloons.




eulb




der




reeng



angeor



owllye

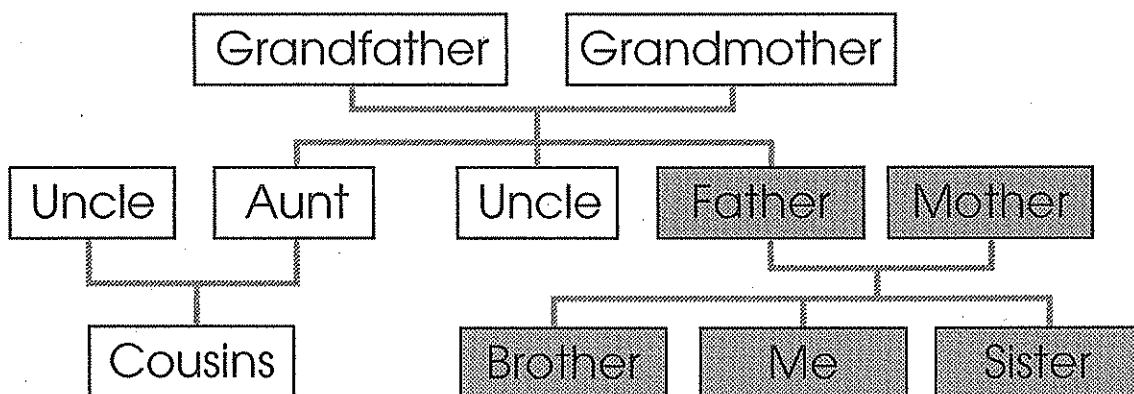
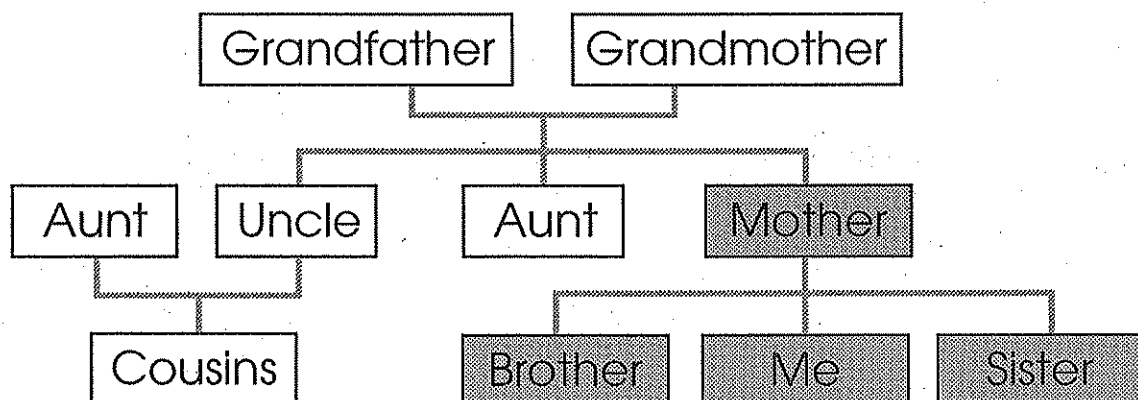
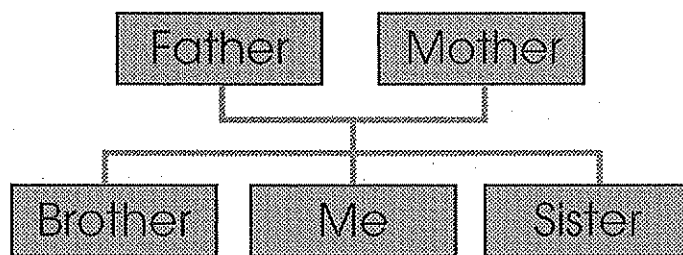


ipnk

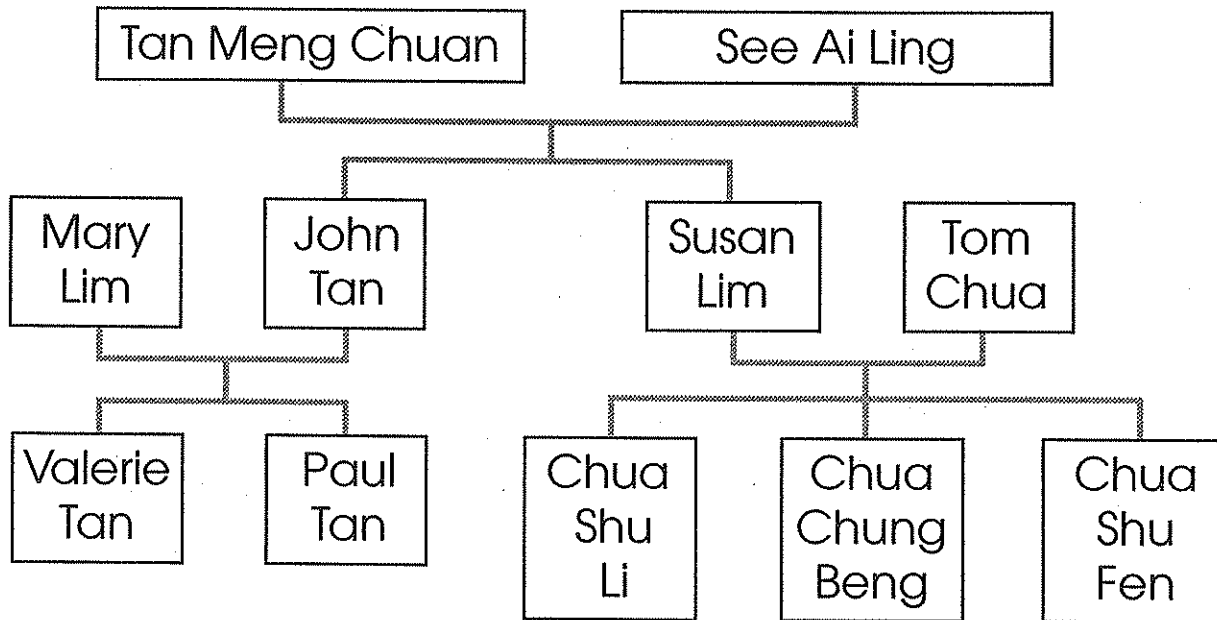
# Family tree



A family tree shows how each member of the family is related.



# Family tree



Fill in each blank with the correct answer from the box.

parents

siblings

cousins

uncle

niece

nephew

grandparents

children

husband

wife

daughter

son

1. Tom and Susan are Shu Fen's

\_\_\_\_\_.

2. Shu Li is Tom and Susan's \_\_\_\_\_.





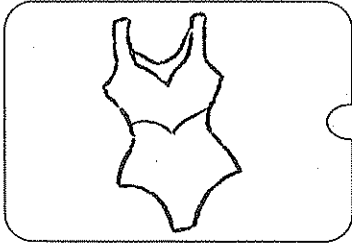
3. Shu Li, Chung Beng and Shu Fen are \_\_\_\_\_.
4. Paul and Valerie are John and Mary's \_\_\_\_\_.
5. Paul is John and Mary's \_\_\_\_\_.
6. John is Mary's \_\_\_\_\_.
7. Susan is Tom's \_\_\_\_\_.
8. Valerie, Paul, Shu Li, Chung Beng and Shu Fen are \_\_\_\_\_.
9. Shu Li is Mary's \_\_\_\_\_.
10. Paul is Tom's \_\_\_\_\_.
11. John is Chung Beng's \_\_\_\_\_.
12. Meng Chuan and Ai Ling are Shu Li's \_\_\_\_\_.



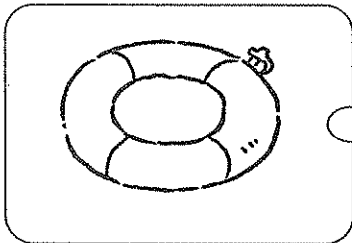
# At the beach



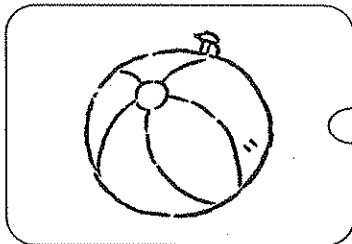
Match each picture to the correct word.



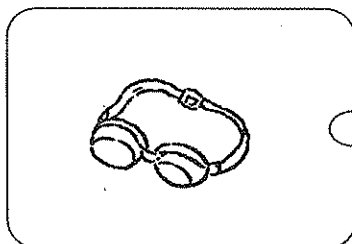
goggles




swimsuit



towel



float



beach ball

# Travelling



Match each picture to the correct word.


map



luggage



passport



camera



clothes

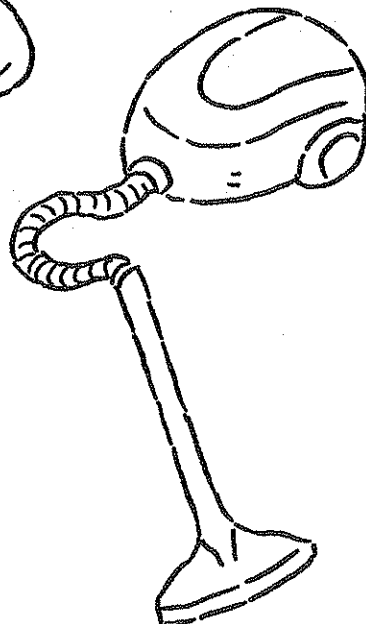



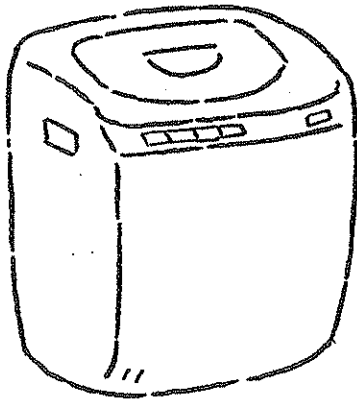




# Home appliances



Colour the things you can find in your home.



# Stationery


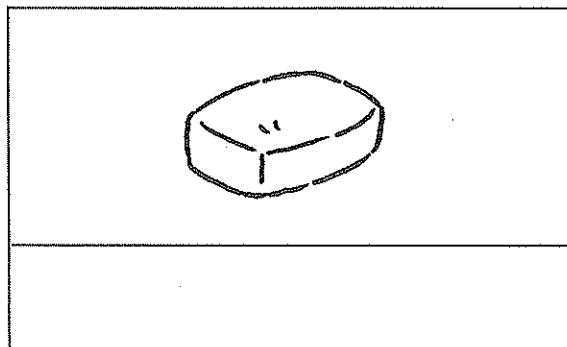
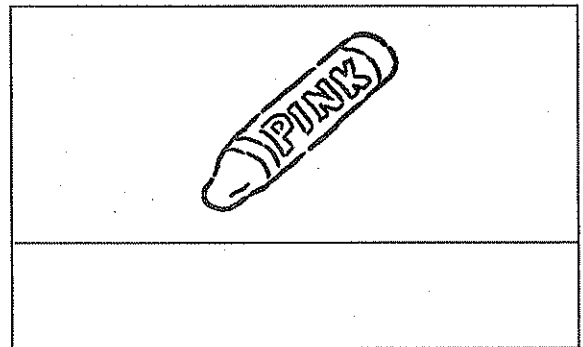
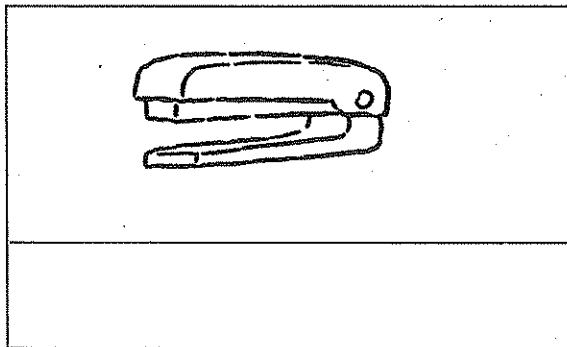
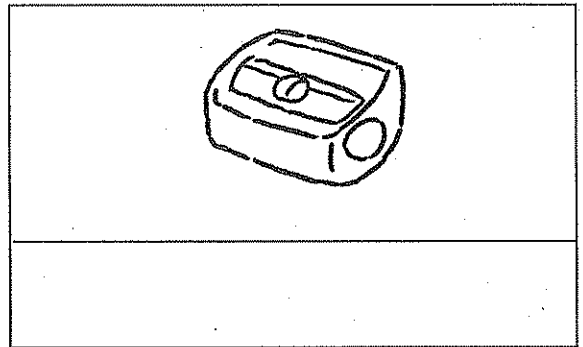
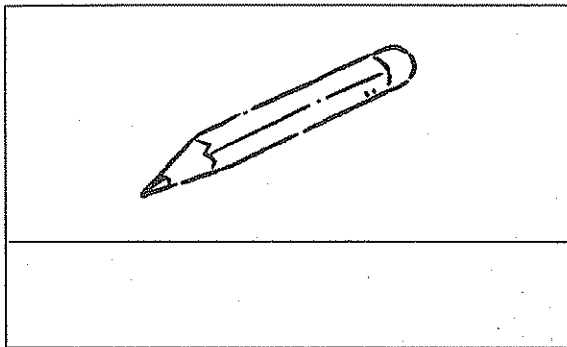


Write down the name of each thing. Use the words from the box.

crayon  
sharpener

pencil  
eraser

pen  
stapler



# Word search on Occupation



Here are some people who help us.

Look for the words in the puzzle. Then circle them.



doctor



dentist

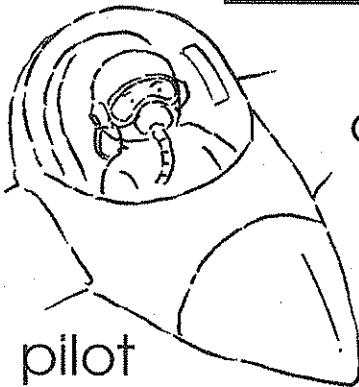


policeman




nurse

q	w	e	r	t	y	u	c	i	p	o	f
d	o	c	t	o	r	e	a	c	o	z	i
e	a	s	d	f	g	h	r	j	l	k	r
n	z	x	c	v	b	n	p	m	i	j	e
t	p	o	i	u	t	y	e	r	c	e	m
i	q	c	e	t	g	m	n	j	e	i	a
s	y	g	p	i	l	o	t	q	m	s	n
t	m	h	r	w	d	a	e	c	a	b	u
x	n	u	r	s	e	y	r	l	n	s	m



pilot

carpenter



fireman

# Occupations



Fill in each blank with the correct word from the box.

baker   doctor   postman   farmer





He delivers letters.

He is a \_\_\_\_\_.

We go to her when we are ill.

She is a \_\_\_\_\_.



He grows fruits and vegetables.

He is a \_\_\_\_\_.

He bakes bread.

He is a \_\_\_\_\_.



# More occupations



Fill in each blank with the correct word from the box.

teacher tailor policeman carpenter





He catches thieves.

He is a \_\_\_\_\_.

She teaches us.

She is a \_\_\_\_\_.

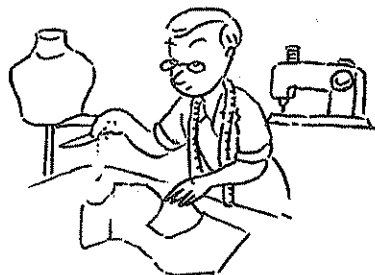


He makes cupboards and tables.

He is a \_\_\_\_\_.

He sews clothes.








He is a \_\_\_\_\_.



# Where do they work?





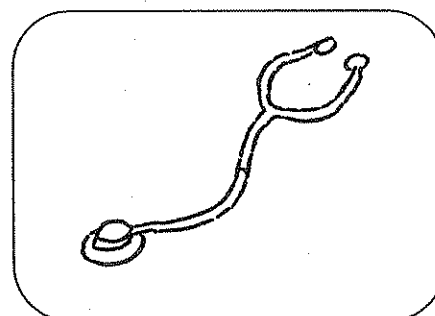

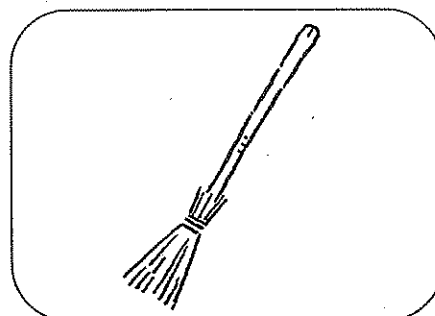
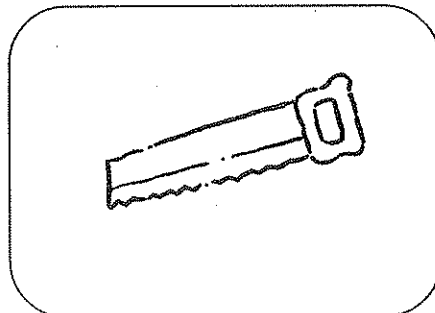
Match each person with the correct place.



# What do they use?



Match each person with the correct tool.





# Where am I going?



Fill in the letters to find out where Tom is going.

## Code

1 = a

2 = b

3 = c

4 = e

5 = h

6 = o

7 = t



7 5 4

2 4 1 3 5

\_\_\_\_\_

\_\_\_\_\_



# Where is it?



Mary wants to go out. Fill in the letters to find out where she wants to go.

## Code

1 = a	7 = n
2 = e	8 = o
3 = g	9 = p
4 = h	10 = r
5 = i	11 = t
6 = k	12 = w



5 12 1 7 11 11 8 3 8

11 8 11 4 2 9 1 10 6



# At the playground




Draw in the box three things you can see in the playground.

# At school




Circle the things you can find in your school.




tree




marker




pupils



computer




chair




desk



trolley



whiteboard



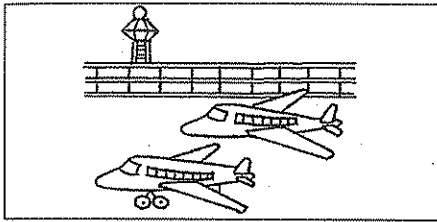
book

# Places




Fill in each blank with the correct word from the box.


clinic school field library airport




I go to the \_\_\_\_\_ to  
take an aeroplane.



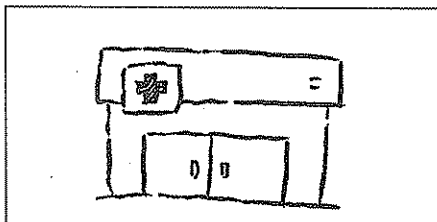
I study in a \_\_\_\_\_.



I visit the \_\_\_\_\_ to  
borrow books.



My brother plays football  
in the \_\_\_\_\_.



We go to the \_\_\_\_\_  
when we are sick.

# More places



Answer each question. Use the words from the box.

bakery

playground

supermarket

food court

park

swimming pool

1. Where will you go to play on the seesaw?

---

2. Where do you go for a swim?

---

3. Where can you go to buy fruits and vegetables?

---

4. Where will you go to buy a cake?

---

5. Where will you go when you are hungry?


---



# The living room



Colour the things you can find in your living room.

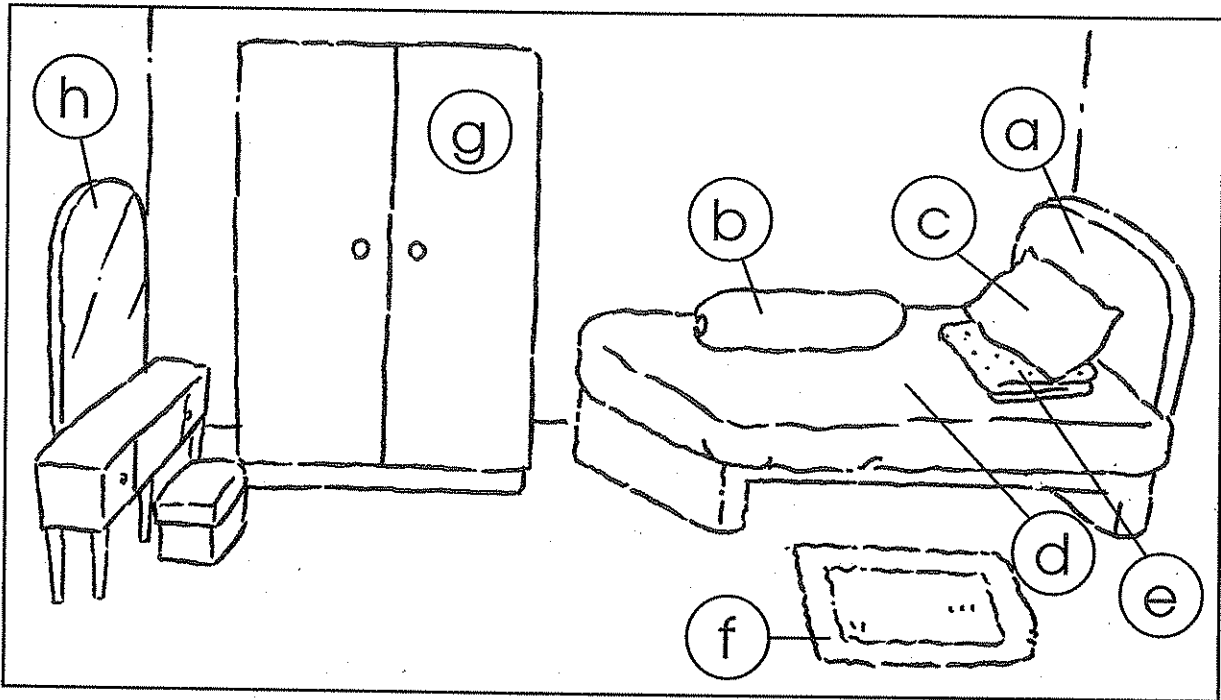




# In the bedroom



Look at the picture. Write the letter beside the things you can find in the picture.



bedsheet

dressing table

blanket

rug

bed

wardrobe

bolster

pillow

# In the bathroom



Look at the words.

Find the things in the picture and colour them.

bathtub

soap

toothpaste

toothbrush

toilet roll


sink

shower

tap

towel rack


towel



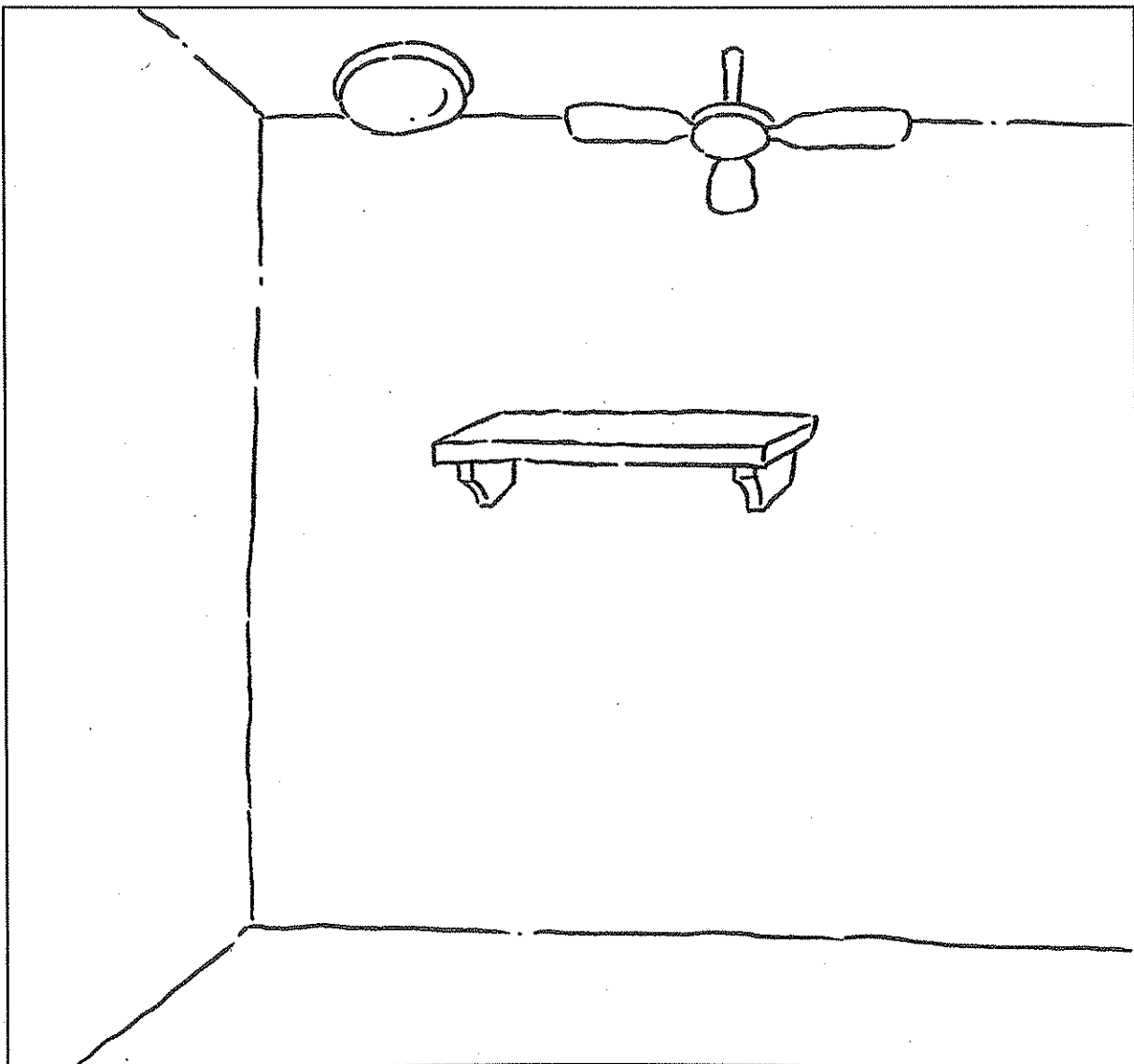
# In the study room



A study room is a place where we can study and do our homework.



Draw below three more things you can find in a study room.



# In the kitchen (1)


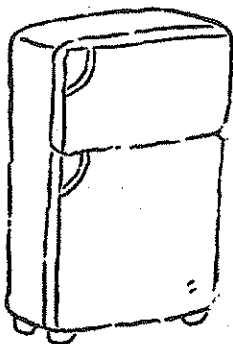


Write the names of the things you can find in a kitchen.





---

---



---

---



---

---

toaster  
stove

pot  
microwave

chopping board  
refrigerator

# In the kitchen (2)




Match each picture with the correct word.


chopsticks




wok



frying pan



oven



bowl



teapot



# In the garden



Write down the names of the gardening tools with the correct words from the box.

rake


spade

shears


lawn mower

water hose

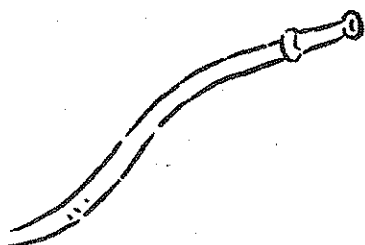
watering can




\_\_\_\_\_



\_\_\_\_\_




\_\_\_\_\_



\_\_\_\_\_



\_\_\_\_\_





\_\_\_\_\_

# In the garden



Write down in the wheelbarrow the names of the things you can find in the garden.



# In the garden



What are these people doing?  
Match each picture to the correct word.



raking



digging



watering



plucking



mowing



# Flowers


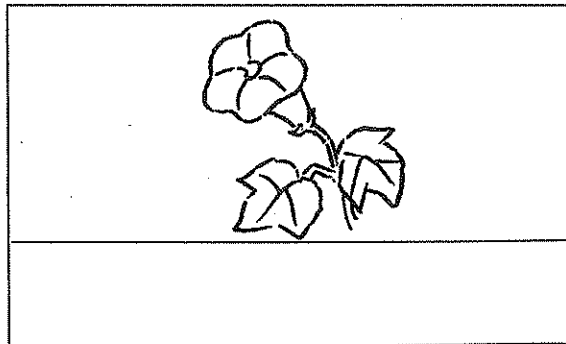
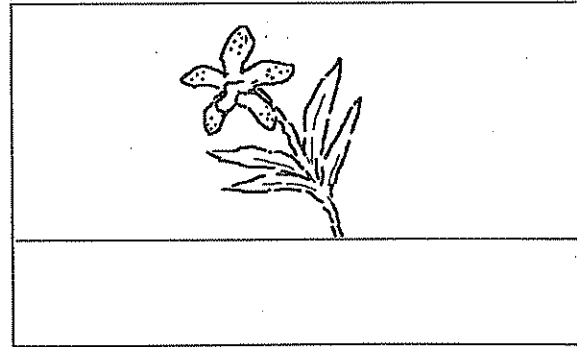
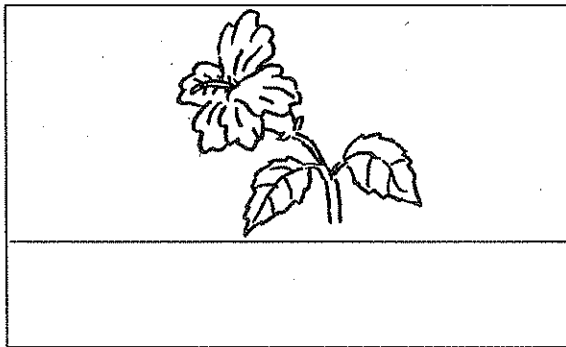




Write down the name of each flower with the correct word from the box.

orchid  
rose

hibiscus  
tulip

morning glory  
sunflower




# Creepy crawlies




Match each picture to the correct word.




lizard



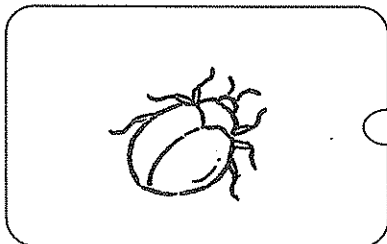
spider



cockroach



beetle




caterpillar

# I spy creepy crawlies



Can you spot the creepy crawlies in the garden?  
Write down the names of these creepy crawlies and colour them.

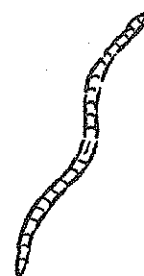


_____	_____
_____	_____
_____	_____
_____	_____

# Word search in creepy crawlies.




s	h	g	e	a	s	b	t	m	l	i
m	s	n	a	i	l	s	b	b	n	u
b	n	x	r	o	y	j	o	u	s	v
q	a	b	t	u	s	k	c	g	t	w
g	k	m	h	b	y	w	q	s	a	a
t	e	s	w	d	g	c	a	p	e	c
s	i	c	o	c	k	r	o	a	c	h
n	a	k	r	m	h	y	i	n	r	g
j	y	p	m	l	k	n	m	t	c	z



Can you find the names of the creepy crawlies in the puzzle? Circle them.








snake   bugs   cockroach  
snail   earthworm   ant



# Farm animals



Colour the animals that live on a farm.




# Cows



Fill in each blank with the correct word from the box.

cow      milk      legs      farm      grass

1. This is a \_\_\_\_\_.
2. It lives on a \_\_\_\_\_.
3. It has four \_\_\_\_\_.
4. It eats \_\_\_\_\_.
5. It gives us \_\_\_\_\_.




# Horses



Fill in each blank with the correct word from the box.

horse   legs   mane   hay   stable

1. This is a \_\_\_\_\_.
2. It lives in a \_\_\_\_\_.
3. It has four \_\_\_\_\_.
4. The hair on its head and neck is called the \_\_\_\_\_.
5. It eats \_\_\_\_\_.



# Hens



Write three sentences about hens.  
Use the words in the box to help you.

hen feathers legs grains eggs farm

1. \_\_\_\_\_


\_\_\_\_\_

2. \_\_\_\_\_

\_\_\_\_\_

3. \_\_\_\_\_

\_\_\_\_\_





# Sheep



Write five sentences about sheep.  
Use the words in the box to help you.

sheep legs wool farm grass white

1. \_\_\_\_\_

\_\_\_\_\_

2. \_\_\_\_\_

\_\_\_\_\_

3. \_\_\_\_\_


\_\_\_\_\_

4. \_\_\_\_\_

\_\_\_\_\_

5. \_\_\_\_\_




\_\_\_\_\_



# What animals give us






What do these animals provide us with?  
Match them with the correct picture.



# Pet animals




Colour the animals that we keep as pets.



# Dogs



Fill in each blank with the correct word from the box.




dog bones ears kennel pet

1. This is a \_\_\_\_\_.
2. It is kept as a \_\_\_\_\_.
3. It lives in a \_\_\_\_\_.
4. It has two \_\_\_\_\_.
5. It eats \_\_\_\_\_.

# Cats



Fill in each blank with the correct word from the box.




cat  
fish  
tail  
pet  
whiskers

1. This is a \_\_\_\_\_.
2. It is kept as a \_\_\_\_\_.
3. It has \_\_\_\_\_ on its face.
4. It has a long \_\_\_\_\_.
5. It eats \_\_\_\_\_.

# My favourite jungle animal




Draw your favourite jungle animal.  
Then colour it.



# Jungle animals

Look at the picture.





Then fill in each blank with the correct answer.

1. There are four \_\_\_\_\_

and three big \_\_\_\_\_.

2. The black and white striped animal


is called a \_\_\_\_\_.

3. A long \_\_\_\_\_ is coiled  
up on the branch of a tree.

4. The animal with a long neck is the

\_\_\_\_\_.

5. Two \_\_\_\_\_ are swinging  
on the trees.






# Farm animals and their young







Help the young animals find their mothers.  
Match them with their mothers.



# Pet animals and their young








Help the young animals find their mothers.  
Match them with their mothers.



# Jungle animals and their young.



Help the young animals find their mothers.  
Match them with their mothers.



# Sounds animals make



People make sounds when they talk, laugh or sing.  
Animals can make sounds too.



SSSS...

A snake  
hisses.



woof...

A dog barks.

heehor...



A donkey brays.





mew...

A cat meows or purrs.



Match each animal with the sound it makes.



chatters

trumpets

hoots







roars

# Animal sounds



What are these animals saying?  
Write the sounds in the bubbles.


moo neigh bleat quack cluck grunt




# Sounds of animals




Rearrange the letters to form the sounds made by the animals.




I \_\_\_\_\_  
when I see strangers.



I \_\_\_\_\_  
when I am hungry.



I \_\_\_\_\_  
when I sing.



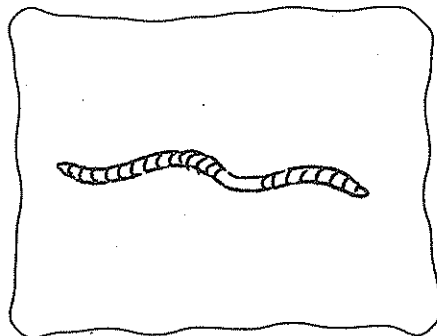


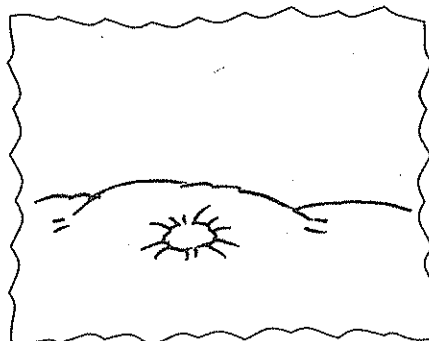



I \_\_\_\_\_  
when I am in danger.

# Homes of animals




Match each animal with its home.



# Where do I live?



Fill in each blank with the correct word.




A hen lives in a

\_\_\_\_\_.



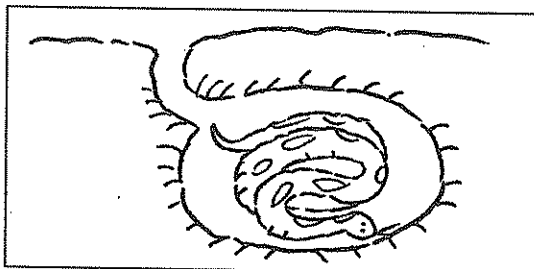
A monkey lives on a

\_\_\_\_\_.




A bear lives in a

\_\_\_\_\_.



A snake lives in a

\_\_\_\_\_.



A rabbit lives in a

\_\_\_\_\_.





# Uncle Joe's farm




Fill in each blank with the correct word from the box.


kennel      stable      sty      hutch

Uncle Joe has a farm. There are many animals

on his farm. He keeps the pigs in a



\_\_\_\_\_ and horses in a



\_\_\_\_\_. Uncle Joe lets me take the

rabbit out from the



\_\_\_\_\_

and play with it. Uncle Joe has a pet dog. It

sleeps in a



\_\_\_\_\_ when it is


not guarding the house.



# Sea creatures



There are eight sea creatures in the picture.  
Find them and write down their names on the lines below.



---

---

---

---

---

---

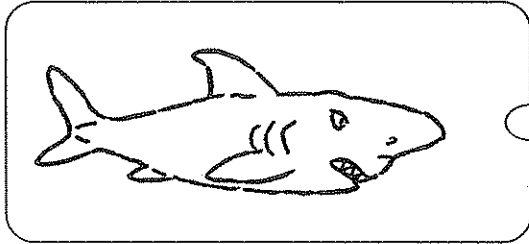
---

---


# More sea creatures




Match each picture with the correct word.




turtle




dolphin



shark



stingray



whale



# Parts of a fish



A fish has many parts. The fins help it to swim, the eyes help it to see and the scales protect its body. Did you know that the gills help the fish to breathe in water?

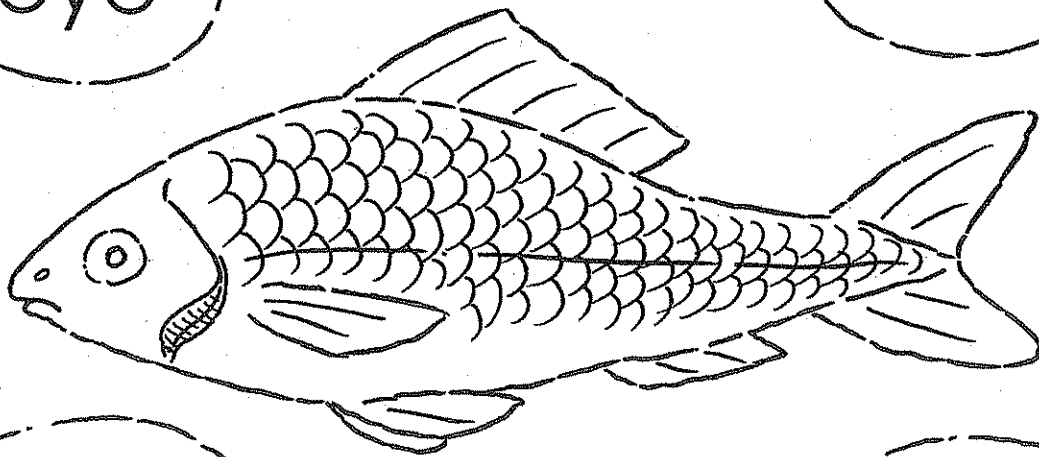


Match each part of the fish with its name.

eye

fin

tail



mouth

scale


body

gill

# Edible sea creatures




Colour the sea creatures that can be eaten.



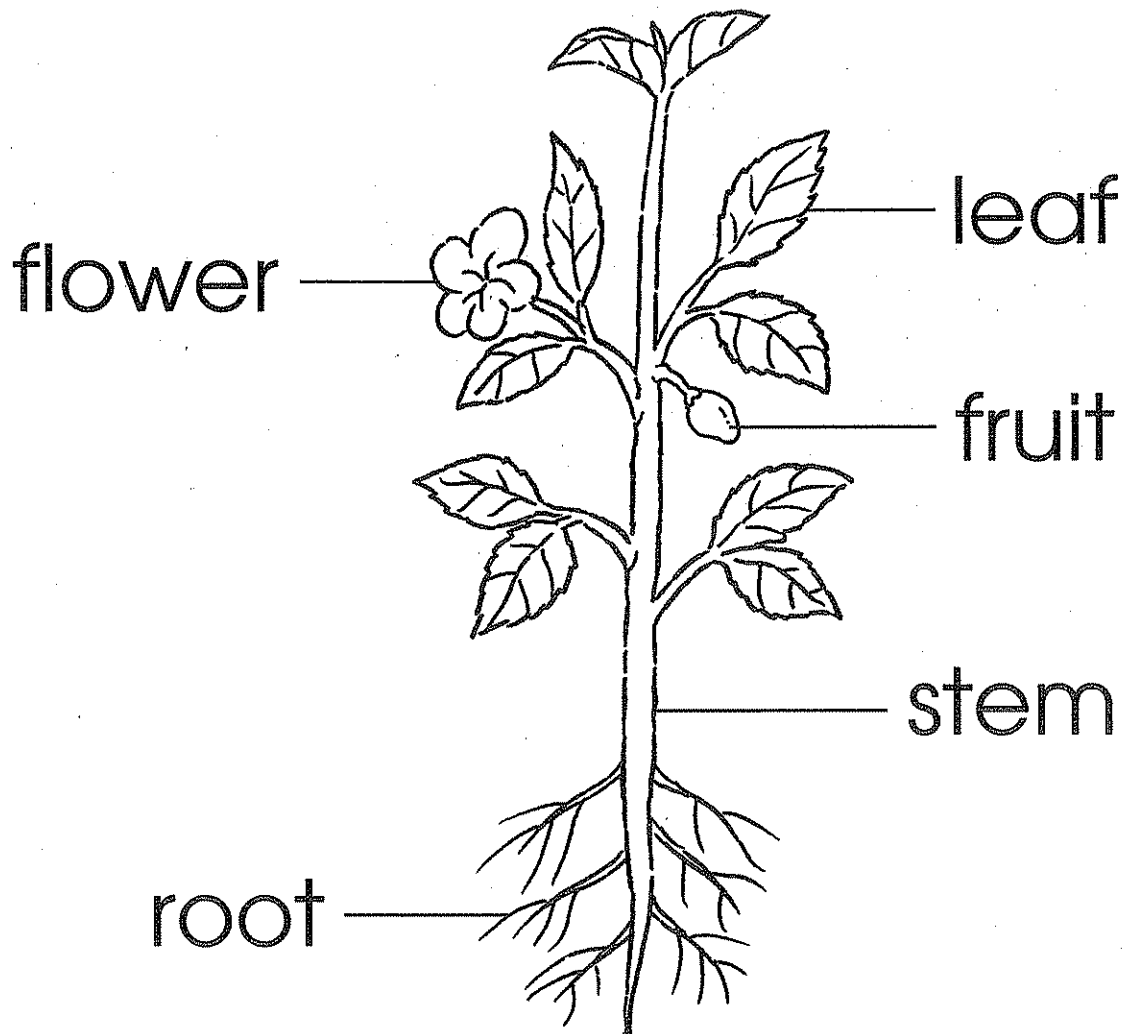
# Plants



A plant is made up of different parts.



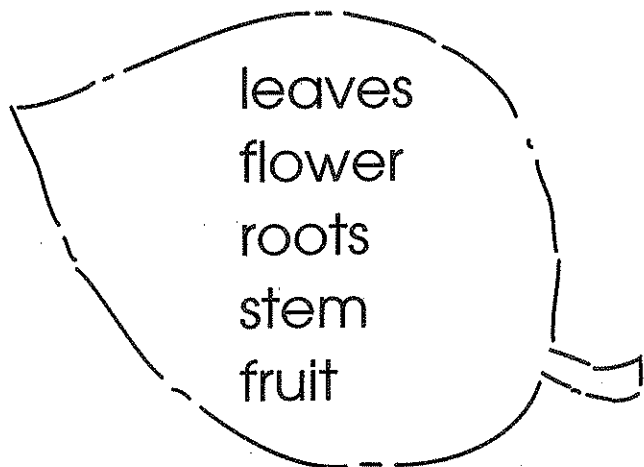

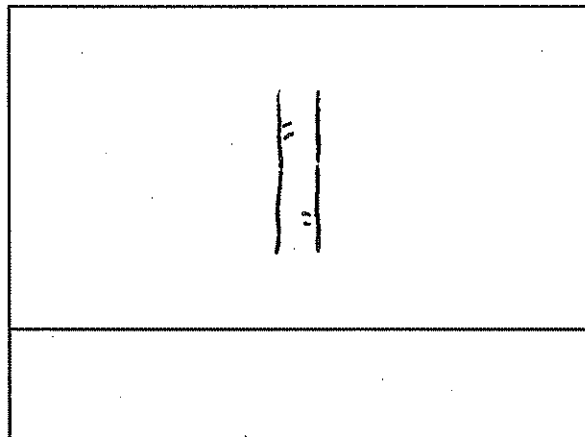
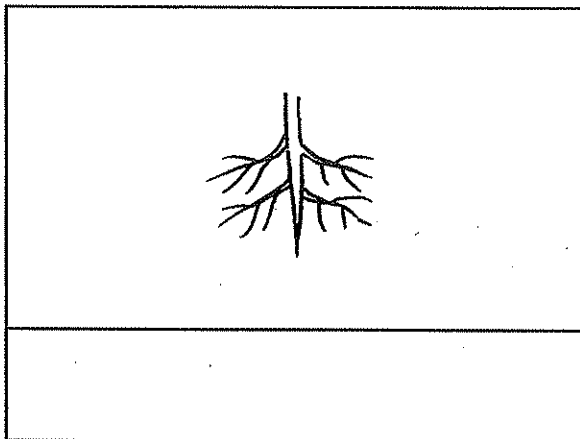
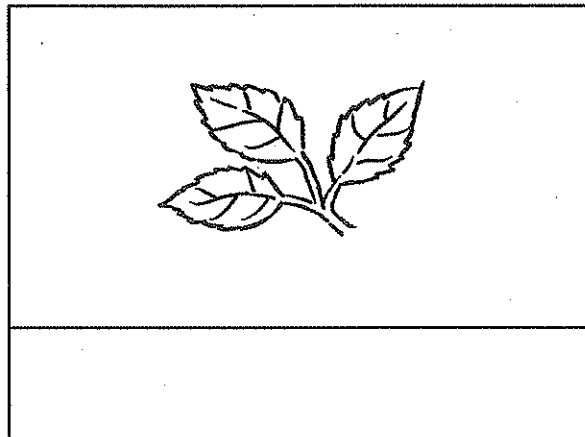
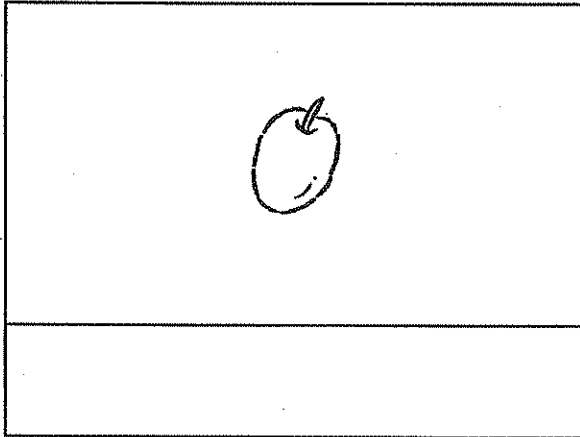
Point to each part and say the name.



# Parts of a plant



Write the name of the parts of a plant shown in the picture.



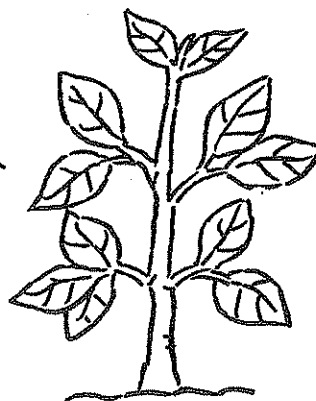
# What does each plant part do?

I am Beanie.  
I am a seed.  
I live inside fruits and vegetables.  
I need food, water and  
sunlight to grow.



I use these to take in  
food and water.

When I grow big,  
I look like this.



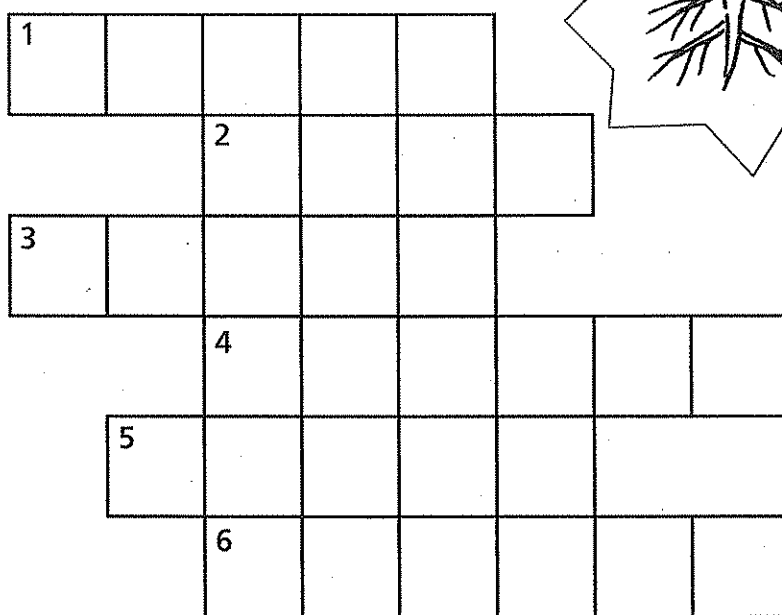

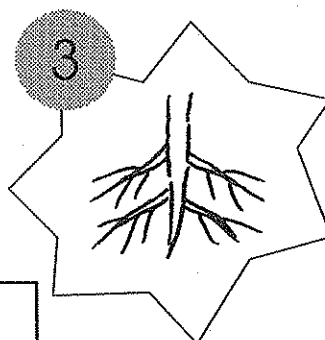

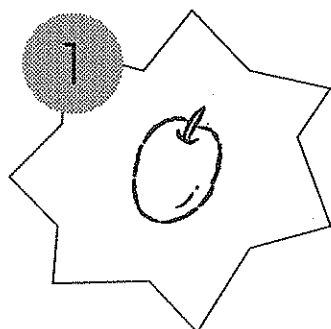




# Crossword puzzle on plants



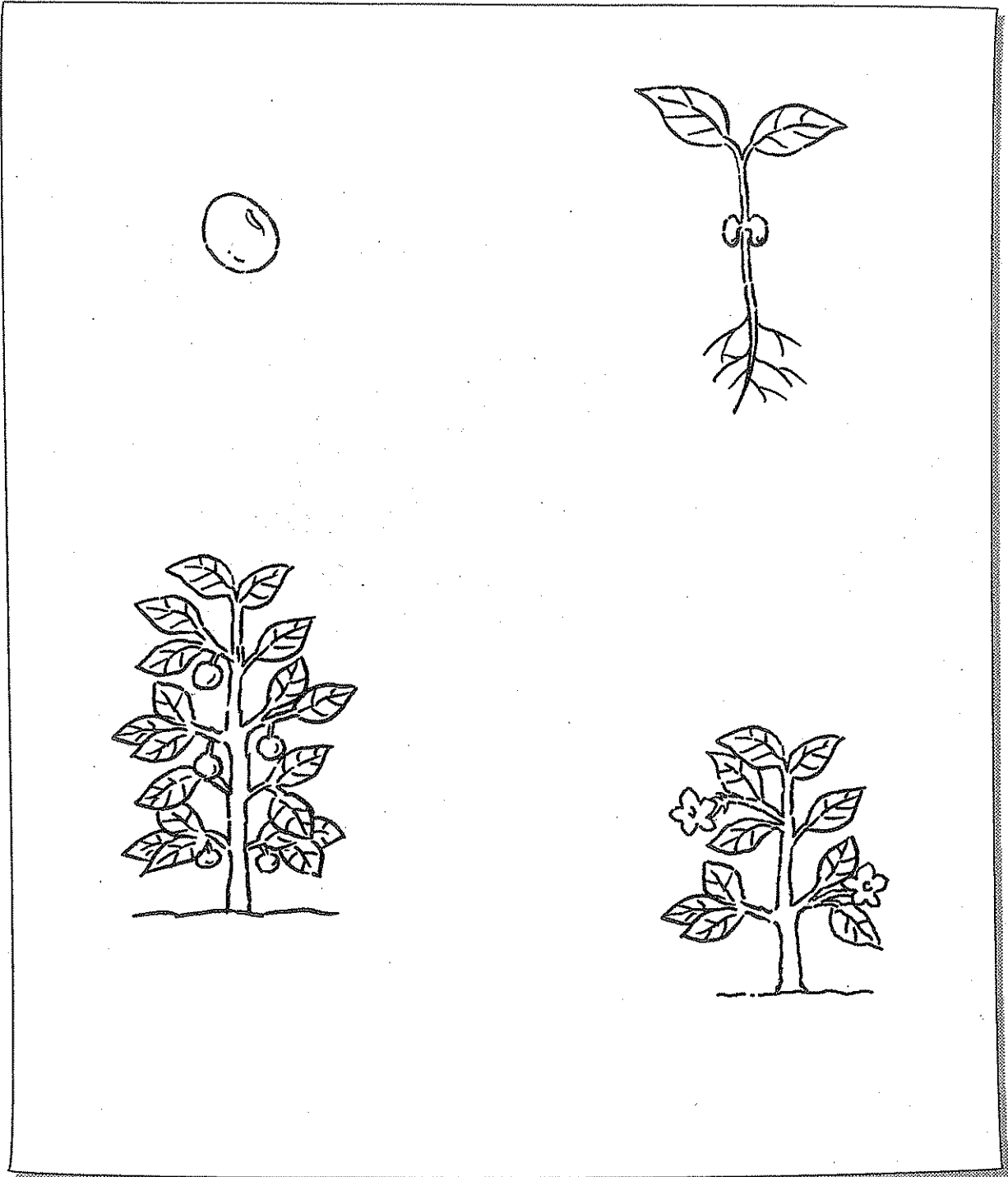
Complete the crossword.



# Life cycle of a plant



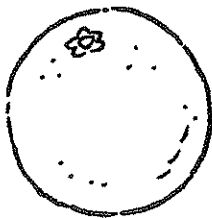



Draw arrows to show how the plant grows from a seed.



# Fruits



Write down the names of the fruits.



# More fruits



Say the name of the fruit. Draw a picture of it in the box.

strawberry

pear

durian

mango

rambutan


watermelon




# Fruits with one seed




Did you know that some fruits have only one seed?  
Other fruits have a few seeds or many seeds.  
Some fruits have no seeds at all!



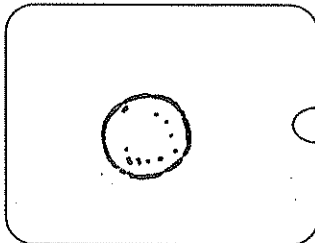
Match each picture with the correct word.



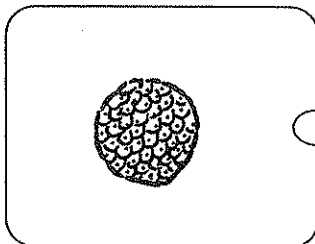
longan



mango



rambutan



lychee

# Fruits with a few seeds



Collect the seeds of these fruits and paste them in the boxes.

orange  
seeds

apple  
seeds

pear  
seeds

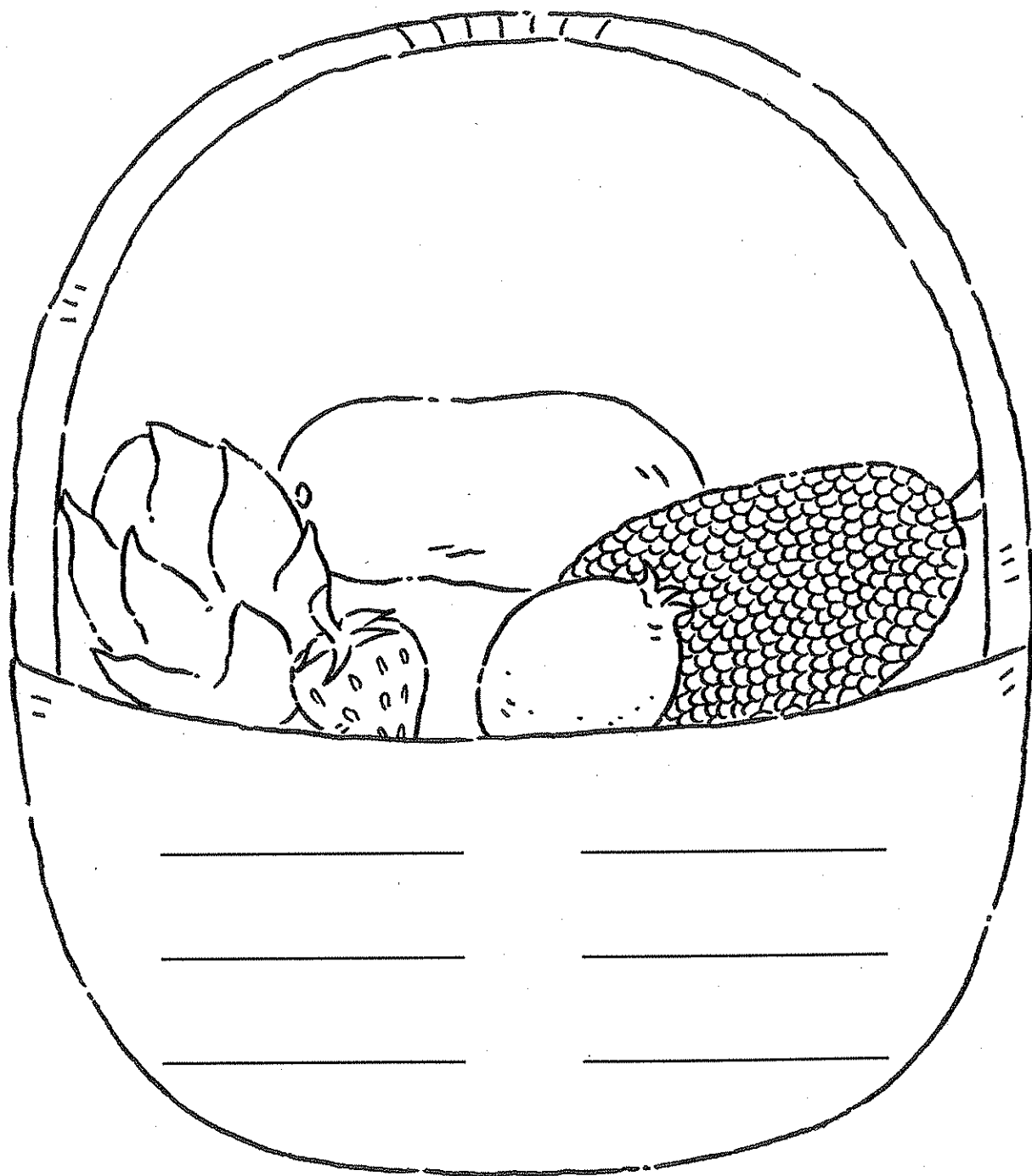
grape  
seeds



# Fruits with many seeds



Find out what fruits have many seeds.  
Write down the names on the blanks.



# My favourite fruit



Draw your favourite fruit in the box.  
Then write a few sentences about it.

---

---

---

---


---



# Green leafy vegetables




Look out for these vegetables when you go to the market.  
They are green and leafy.



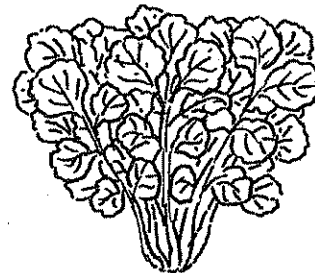
kale



caixin



spinach



watercress

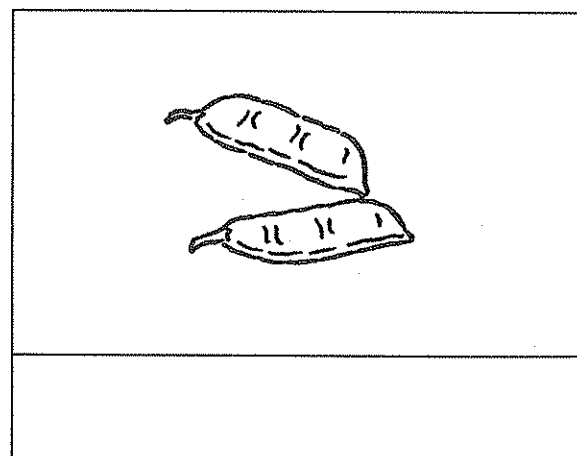

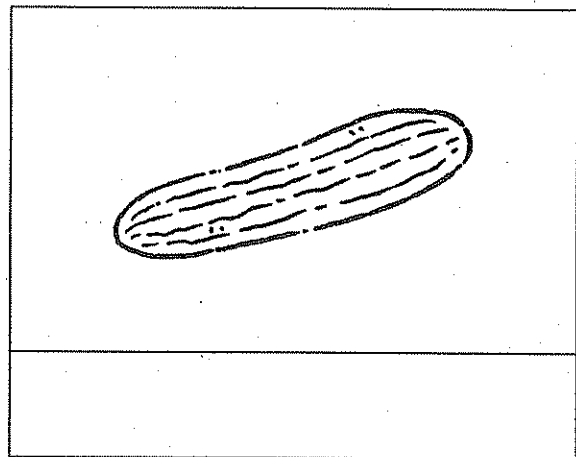
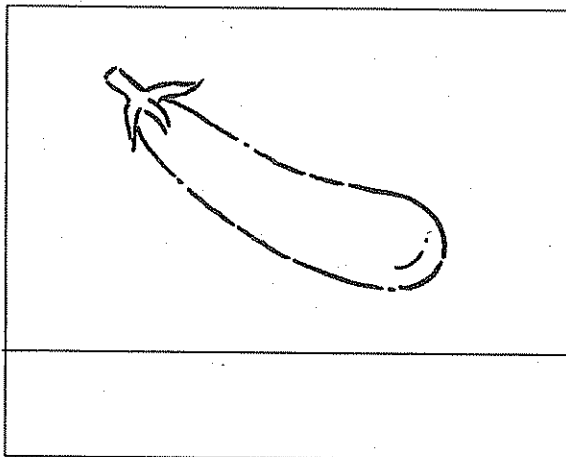

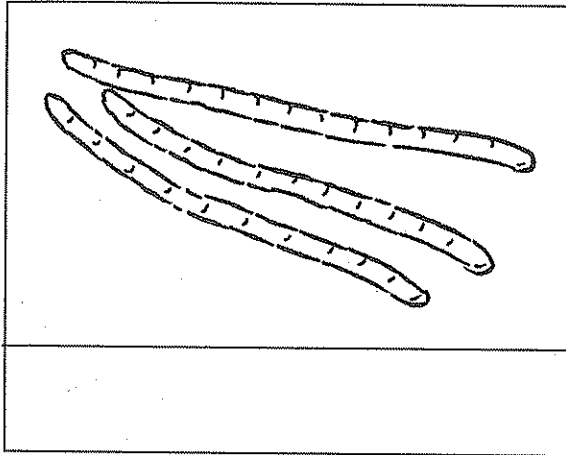


kangkong

# Other vegetables



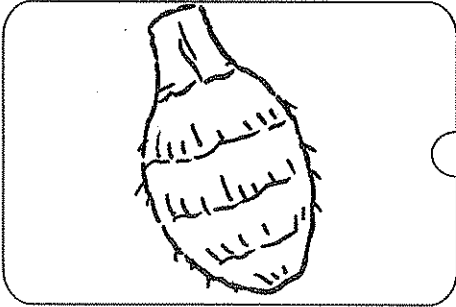
Write down the name of each vegetable.



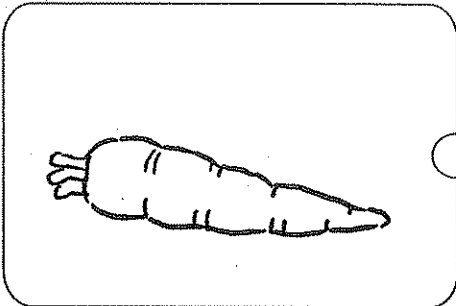
# Vegetables that grow underground.




Match each picture with the correct word.




potato



yam



carrot




sweet  
potato

# Vegetable printing




Cut up some vegetables.  
Dip them in paint and print them in the box.  
You can make beautiful designs with them.



# Days of the week

There are seven days in a week.  
They are Monday, Tuesday, Wednesday, Thursday,  
Friday, Saturday and Sunday.



Fill in each blank with the correct word from the box.

Monday  
Thursday  
Sunday

Tuesday  
Friday

Wednesday  
Saturday

1. \_\_\_\_\_ is between Tuesday and Thursday.

2. The day after Wednesday is

\_\_\_\_\_.





3. \_\_\_\_\_ comes after Thursday.

4. \_\_\_\_\_ and \_\_\_\_\_

is also known as the weekend.

5. The first working day of the week is

\_\_\_\_\_.

6. The day that comes before Wednesday

is \_\_\_\_\_.

7. Which is your favourite day of the week?

\_\_\_\_\_.

# Mike's time table

Below is a list of things Mike plans to do next week.

- ☐ 1. Go to the park on Monday.
- ☐ 2. On Tuesday, go for a movie with a friend.
- ☐ 3. On Wednesday, play a game of tennis.
- ☐ 4. On Thursday, visit my grandparents.
- ☐ 5. On Friday, go for a swim.
- ☐ 6. On Saturday, go for a picnic lunch.
- ☐ 7. On Sunday, relax at home.
- ☐



Write down what Mike will do on each of these days below.

Monday

Tuesday



Wednesday

Thursday

Friday

Saturday

Sunday





# My diary

Write down the things you did last week in the spaces provided.

**Monday**

---

---

---

**Tuesday**

---

---

---

**Wednesday**

---

---

---



**Thursday**

---

---

---

**Friday**

---

---

---

**Saturday**

---

---

---

**Sunday**

---

---

---




# Days in a month



We have learnt that there are seven days in a week.

Now we will learn the twelve months of the year. They are January, February, March, April, May, June, July, August, September, October, November and December.

Each month has 30 or 31 days except February. Learn the rhyme below and you will know which months have 30 or 31 days.



**Recite this rhyme.**

September, April, June, and  
November have thirty days.  
All the rest have thirty-one.  
Except February alone,  
that has twenty-eight days clear  
and twenty-nine in each leap year.



# New Year



Different races celebrate their New Year in different months.  
When do you celebrate New Year's Day?  
Fill in the blanks and draw a picture of how you celebrate  
New Year's Day.

I celebrate \_\_\_\_\_ in \_\_\_\_\_.  
(Festival) (Month)

# Months of the year

Fill in each blank with the correct word from the box.

January

February

March

April

May

June

July

August

September

October

November

December

1. The first month of the year is


\_\_\_\_\_.

2. Christmas falls in the month

of \_\_\_\_\_.

3. The third month of the

year is \_\_\_\_\_.



4. The month starting with 'S' is

\_\_\_\_\_.



5. The month before June is

\_\_\_\_\_.


6. The month after October is

\_\_\_\_\_.

7. Which month comes between June and August?

\_\_\_\_\_.

8. Children's Day is in \_\_\_\_\_.



# Months of the year

Rearrange the letters to form the months of the year.

1.

uarJany

\_\_\_\_\_

2.

ruaFebry

\_\_\_\_\_

3.

arMch

\_\_\_\_\_

4.

rliAp

\_\_\_\_\_

5.

ayM

\_\_\_\_\_

6.

neuJ


\_\_\_\_\_






7.

uJly



8.

gtsuAu



9.

bertemSep



10.

ctoOber





11.

brevNoem



12.

cemDeber





# What Joey wants to learn

○ ○ ○ ○ ○ ○ ○ ○ ○ ○ ○ ○ ○ ○ ○ ○ ○ ○															
<b>Joey's Monthly Plan for the Year</b>															
January	phonics classes														
February	piano lessons														
March	ballet lessons														
April	art and craft classes														
May	abacus classes														
June	learn cooking from Mummy														



Study the chart above and answer the questions.

1. What does Joey plan to learn in January?

---



2. How does Joey plan to spend her time in February?

---

3. What class will Joey join in March?

---

4. What does Joey plan to learn in April?

---

5. Which class will Joey enrol in during May?

---

6. How will Joey spend her holiday in June?

---

# Months July to December

○ ○ ○ ○ ○ ○ ○ ○ ○ ○ ○ ○ ○ ○ ○ ○ ○ ○ ○ ○

## Joey's Monthly Plan for the Year

July	squash
August	golf
September	hockey
October	tennis
November	rock climbing
December	skating

Study the chart above and answer the questions.

Tick ☒ the correct answer.

1. Which game will Joey learn in July?

Golf

☐

Squash

☐



2. How does she plan to spend her time in August?

Learn hockey

☐

Learn golf

☐

3. Which game will Joey join in September?

Tennis

☐

Hockey

☐

4. Which sport will Joey join in October?

Rock climbing

☐

Tennis

☐

5. In November, which game will Joey be playing?

Rock climbing

☐

Skating

☐

6. How will Joey keep fit in December?

Going skating

☐

Going rock climbing

☐

# Opposites



In each row, write the opposite of the word given.

small

short

sad


wet



happy




\_\_\_\_\_



big



\_\_\_\_\_



tall



\_\_\_\_\_



dry



\_\_\_\_\_

# Opposites




Fill in each blank with the correct word from the box.

closed

cold

thin

soft


Wood  is hard,


but wool  is \_\_\_\_\_.

I  am fat, but he  is \_\_\_\_\_.

This door  is open,

but that door  is \_\_\_\_\_.

Fire  is hot,

but ice  is \_\_\_\_\_.

# Opposites



Match the word on the left to its opposite on the right.

sweet

few

big

sour

many

slow

fresh

small

fast

awake

sleeping

stale



# Opposites



Write the opposites of these words in the blanks.  
Use the words from the box.

hot

new

light

night

short

near

big

inside

wet

sunny

heavy

cold

old

tall

small

outside

dry

day

rainy

far





# More on opposites

---


Fill in each blank with the correct word.




This shirt is \_\_\_\_\_.




This shirt is \_\_\_\_\_.



The elephant is \_\_\_\_\_.




The rat is \_\_\_\_\_.



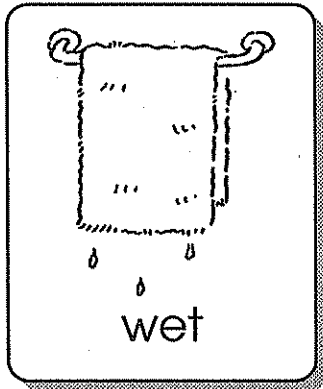
Mary has \_\_\_\_\_ hair.

long



Tom has \_\_\_\_\_ hair.

short



The towel is \_\_\_\_\_.

wet




My shirt is \_\_\_\_\_.

dry

# More on opposites




Fill in each blank with the correct word.



Today is \_\_\_\_\_.

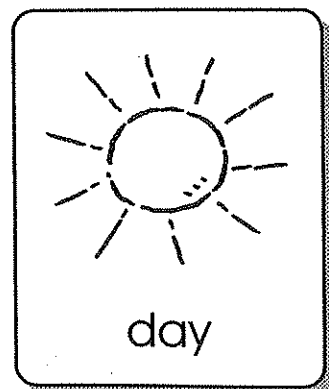


Yesterday was \_\_\_\_\_.



We see stars at \_\_\_\_\_.

The sun shines in the \_\_\_\_\_.



# Things that go together




Complete the pairs with the correct words from the box.

ball



chair

spoon

thread



fork and \_\_\_\_\_



needle and \_\_\_\_\_


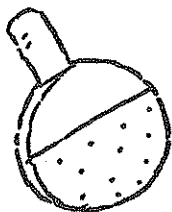


table and \_\_\_\_\_



bat and \_\_\_\_\_



# More things that go together.



Complete the pairs with the words in the box.

key

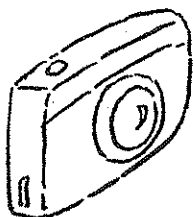
socks

foot

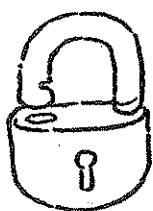
card




hand and \_\_\_\_\_



camera and \_\_\_\_\_



lock and \_\_\_\_\_




shoes and \_\_\_\_\_

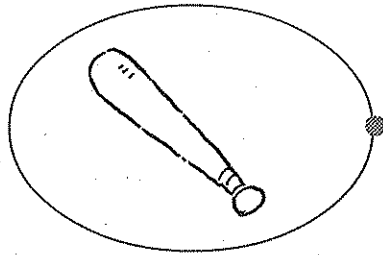


# Make pairs


Match each part with its pair.




cup



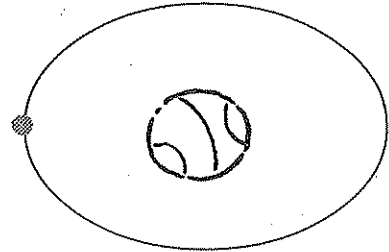
bat



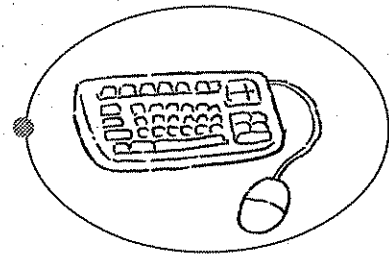
monitor



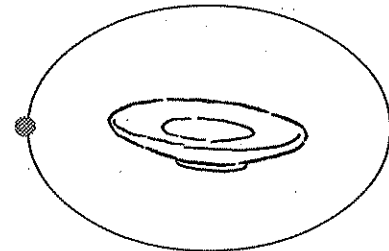
pencil



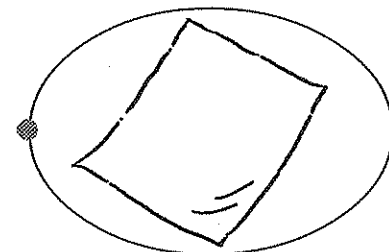
ball



keyboard



saucer



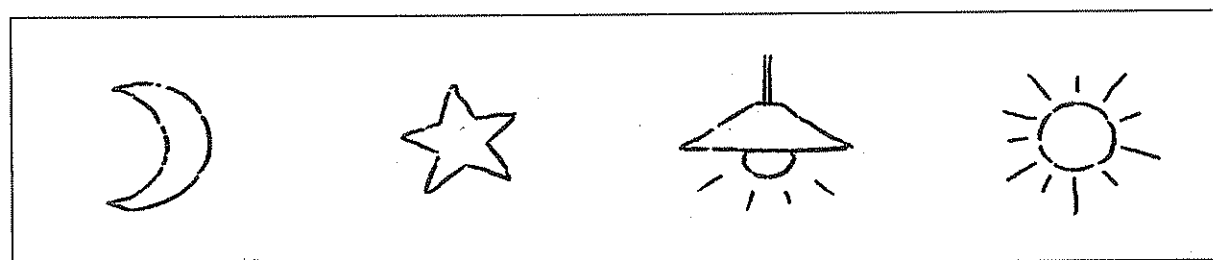




paper

# Pre-reading



In each row, cross the odd one out.



# Pre-reading



In each row, circle the odd one out.

We eat these.



We use these in the bathroom.



We travel in these.



We use these to eat our food.



We wear these on our feet.





# Pre-reading



In each row, colour the odd one out.


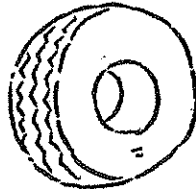
Parts of a plant



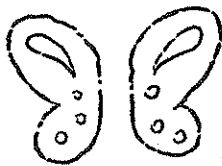
Parts of the body




Parts of a car



Parts of a butterfly




Parts of a bull



# Beginning consonant sounds

Different letters have different sounds.



Say the name of each picture.

Then write down the beginning sound you hear.

b

h

m

p

1.



\_\_ilk

2.



\_\_orse

3.



\_\_ig

4.



\_\_ell

# Beginning consonant sounds



Circle the letter which has the same beginning sound as the picture on the left.



a z s t p



m d c b g



f j p s g



n g q t e

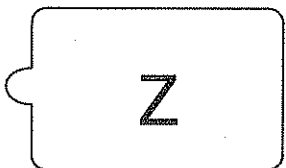




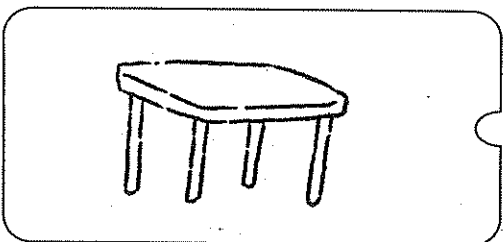
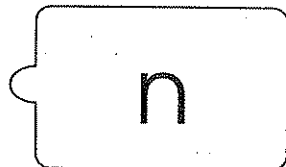

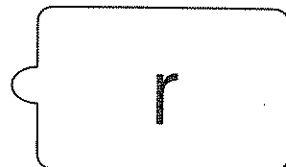



l p i z u

# Beginning consonant sounds



Say the name of each picture.  
Then match it with the beginning sound you hear.




# Ending consonant sounds




Say the name of each picture.


Then write down the ending sound you hear.



jee\_\_



bu\_\_



truc\_\_



trai\_\_



le\_\_

# Ending consonant sounds



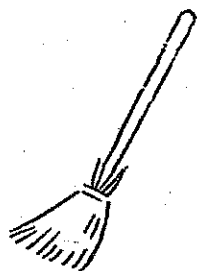
Circle the letter which ends with the same sound as the picture on the left.



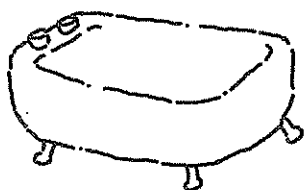
k h t r p




n d t j f



c m v s l



b d z j g




k q s w f

# Short vowels (a, e, i, o, u)




Say the name of each picture.


Then write down the vowel sound you hear.




\_\_\_pple



\_\_\_lephant



\_\_\_gloo



\_\_\_ctopus




\_\_\_mbrella


# Long vowels (a, e, i, o, u)



Say the name of each picture.  
Then write down the vowel sound you hear.



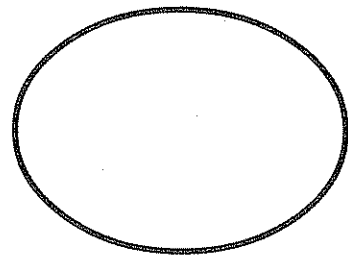
c\_\_ke




\_\_agle



\_\_ce cream



\_\_val




\_\_nicorn



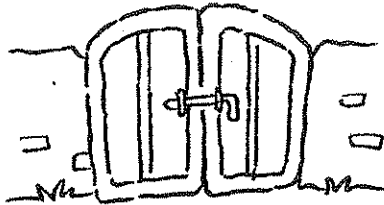
# Vowels




Fill in each blank with the correct vowel sound.



h\_\_n




g\_\_te



\_\_strich



b\_\_n




m\_\_le

# Alphabet garden



Look at the picture carefully. There are some hidden letters in the garden. Can you find them? Put them into the correct boxes.



Consonants

---

---

---

---

---

Vowels

---

---

---

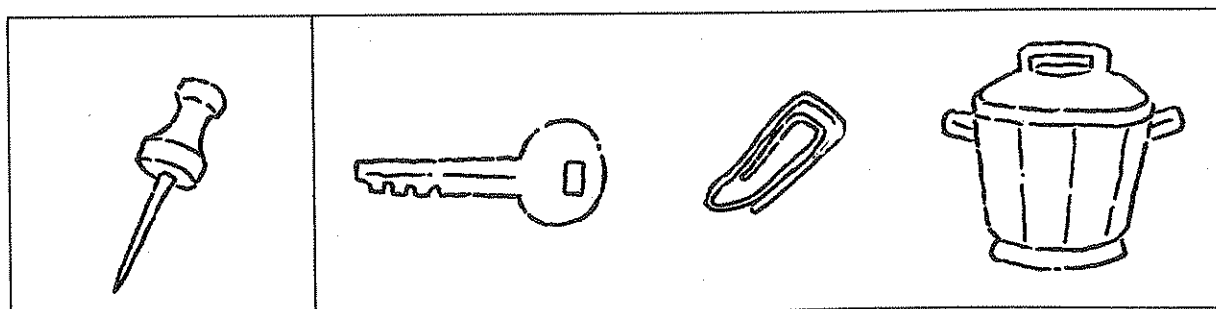



---

---

# Rhyming words





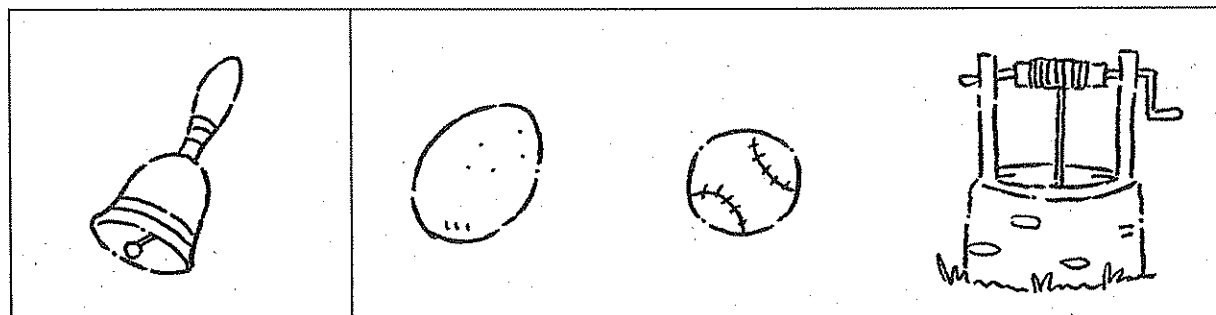
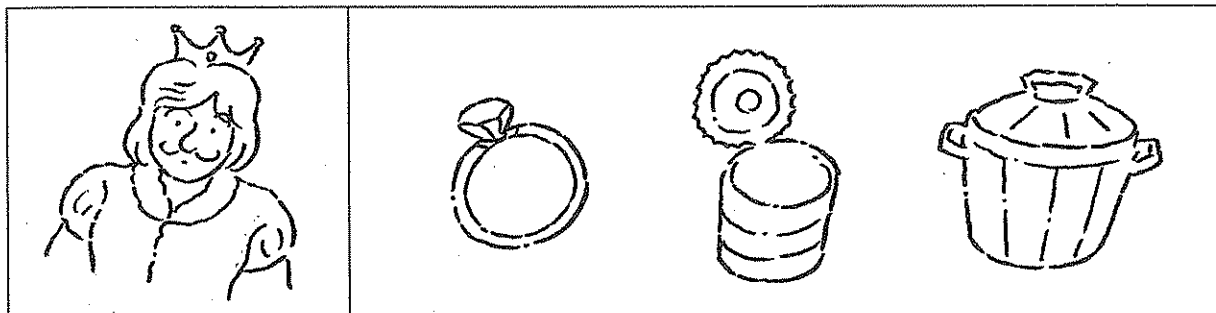
Circle the picture that rhymes with the name of the picture on the left. The first one has been done for you.



# Rhyming words




Circle the picture that rhymes with the picture on the left.




# Rhyming words



Match each picture to the word that has the same rhyming sound.



star



rake



shell



bin




log

# My rhyming friend




Circle the pair of rhyming words in each sentence.

1.



The fan is beside the pan.

2. The cat is chasing the rat.




3.



I want to bake a cake.

4. A pin is in the bin.

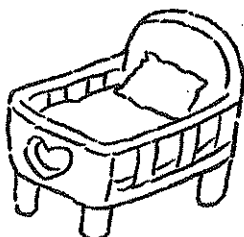


# More rhyming words



Look at the picture in each row.

Draw a picture that rhymes with it in the box.



# Do we sound the same?



Find a pair of rhyming words.

1. rake

late

2. fin

cake

3. gate

pin

4. bite

same

5. pet

vet

6. game

fight

7. bun

tail

8. snail

fun





# Do you know me?



Look at each picture. Then circle the correct word.

1.




eyes
ice



bug
book

2.



son
sun



shoes
shine

3.



bag
beg



year
ear

# Do you know how to spell my name?

Match me with my correct name.



shoes




eyes



book



table




bag

# What is my name?



Look at each picture. Then colour the correct box.



deer

dear




lite

light



moon

moose




kneel

knife



bread

bred



chin

chair

# Which fruit am I?



Rearrange these letters to find the name of each fruit.  
Write the name on each blank.



pplea



earp



rangeo



ananab



ayppaa



tanrambu

# Nouns



Nouns are names of people, places, animals and things.

E.g.

People	Place	Animal	Thing
girl	park	cat	jug



Write the nouns in the correct groups.

boy      library      dog      ball  
mother      car      parrot      hospital  
teacher      school      elephant      glass

**People**


**Animal**

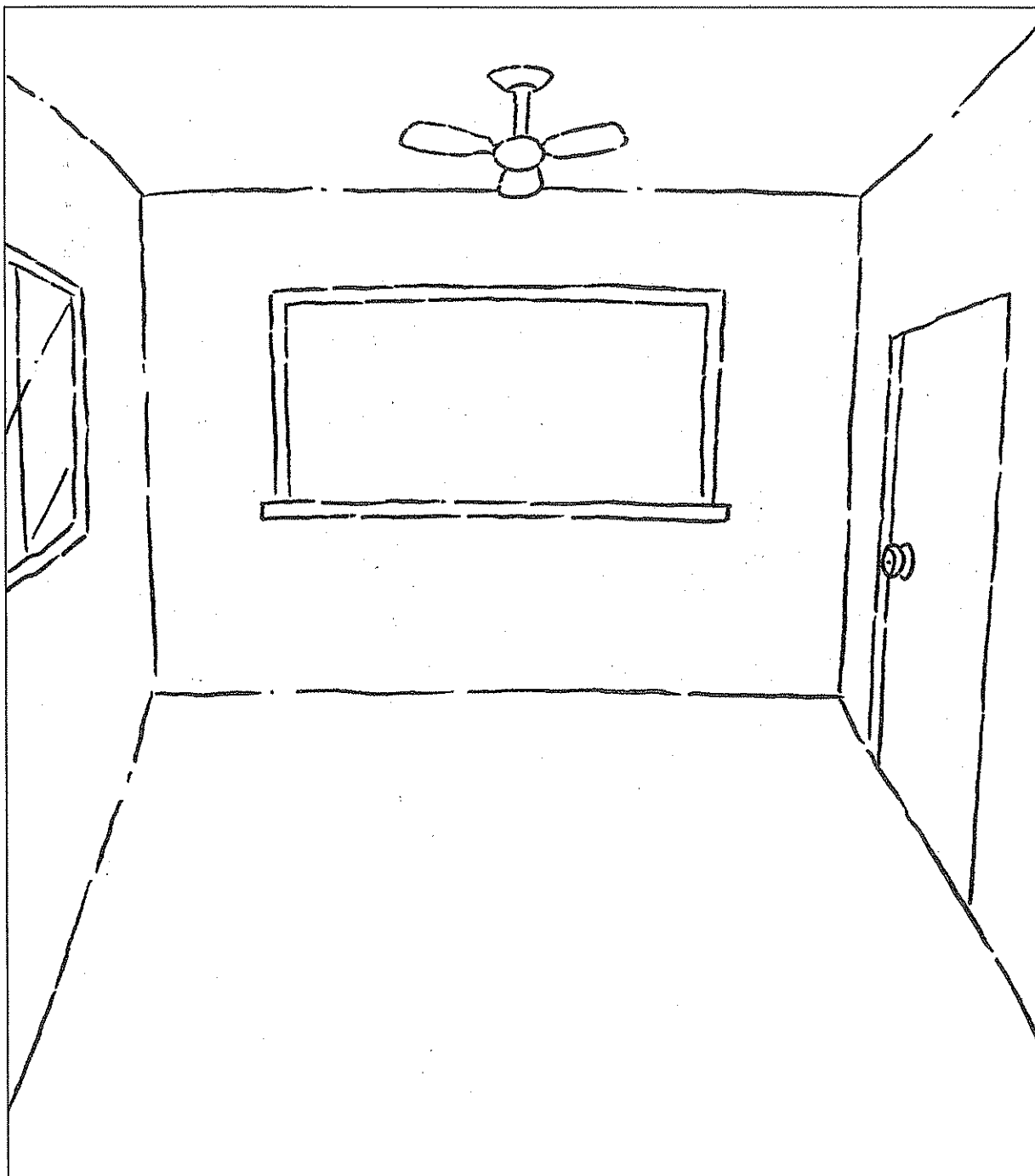

**Place**


**Thing**


# In the classroom




What are some things you can find in your classroom? Draw in three things using the picture below.



# Can you find me?


Circle the nouns in each sentence.

1.




The girl is sleeping.

2. Peter is playing in the park.




3.




The boy is flying a kite.

4. The teapot is on the table.




5.




She drops the spoon on the floor.

6. The car is in the garage.



7.




Maya is playing in her room.

8. She went to the library.




9.



I went to Sentosa for a picnic.

10. The teacher is in the classroom.





# One or many?

The word '**singular**' refers to one person, place, animal or thing.

The word '**plural**' refers to two or more people, places, animals or things.



Is the noun singular or plural? Colour the correct box.

E.g (a)



singular

plural

(b)



singular

plural



1. (a)



singular

plural

(b)



singular

plural

2. (a)



singular

plural

(b)



singular

plural

3. (a)



singular

plural

(b)



singular

plural

4. (a)



singular

plural

(b)



singular

plural

5. (a)



singular

plural

(b)



singular

plural

6. (a)



singular

plural

(b)





singular

plural

# Singular and plural nouns

Nouns can be changed from the singular to the plural form by adding the letter '-s' at the end of the word.


E.g.

Singular	Plural
 one book	 many books

Look at each picture and write the word in the plural form by adding an '-s' at the end of the word.



umbrella



umbrella\_\_\_\_\_



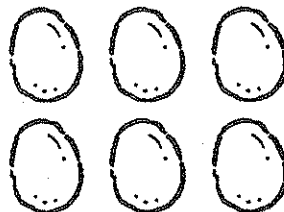
cake



cake\_\_\_\_\_




egg




egg\_\_\_\_\_



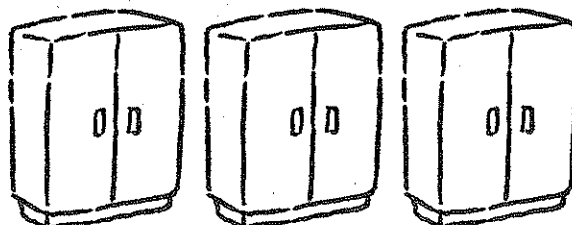
computer



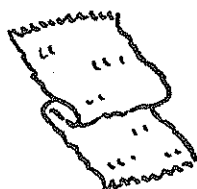
computer\_\_\_\_\_



cupboard



cupboard\_\_\_\_\_



towel



towel\_\_\_\_\_

# Singular or plural




Match the nouns with the correct picture.




apple

apples



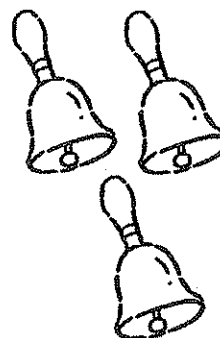
doll

dolls



bell

bells



telephone

telephones




# Singular or plural



Circle the correct word in the brackets.


1. They bought one  
(book, books).



2. She ate two  
(sweets, sweet).



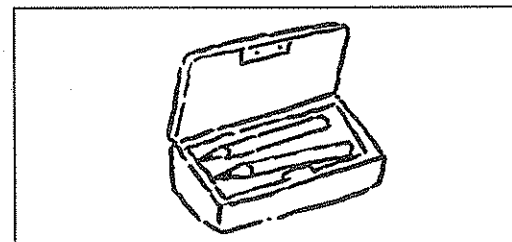
3. May saw ten  
(birds, bird).



4. Tom has a  
(bag, bags).



5. There are some  
(pencil, pencils)  
in the box.




# Nouns ending with '-es'

Some words that end with 'sh', 'ch', 's', 'x' and 'o' are changed from the singular to the plural form by adding '-es' at the end of the word.

E.g.

Singular	Plural
fish	fishes
watch	watches
dress	dresses
fox	foxes
mango	mangoes




Look at each picture and write the word in the plural form by adding '-es' at the end of the word.

1.




box






box\_\_\_\_\_

2.



bus



bus\_\_\_\_\_

3.



dish



dish\_\_\_\_\_

4.



match



match\_\_\_\_\_

5.



mango



mango\_\_\_\_\_




# Nouns ending with '-ies'

Nouns can be changed from the singular to the plural form by removing 'y' and adding '-ies' at the end of the word.

E.g.

Singular	Plural
baby butterfly army	babies butterflies armies



Look at each picture and write the word in the plural form by removing 'y' and adding '-ies' at the end of the word.

1.



puppy



pupp\_\_\_\_\_

2.



strawbe.ry



strawberr\_\_\_\_\_

3.



fly




fl\_\_\_\_\_

4.



lady



lad\_\_\_\_\_

5.



fairy



fair\_\_\_\_\_

# Nouns ending with '-ves'



Nouns can be changed from the singular to the plural form by removing 'f' or 'fe' and adding '-ves' at the end of the word.

E.g.

Singular	Plural
wolf	wolves
knife	knives

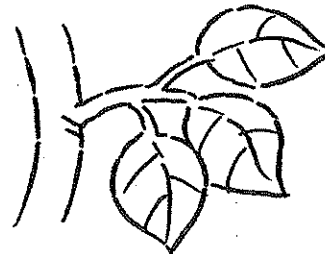


Look at each picture and write the word in the plural form by removing 'f' or 'fe' and adding '-ves' at the end of the word.

1.



leaf



lea\_\_\_\_\_

2.



shelf



shel\_\_\_\_\_

3.




loaf



loa\_\_\_\_\_

4.




calf




cal\_\_\_\_\_

5.



wife







wi\_\_\_\_\_

# Singular and plural nouns







The singular and plural forms of some nouns are the same.


E.g.

Singular	Plural
sheep 	sheep 
deer	deer
reindeer	reindeer
trout 	trout 

The singular and plural forms of some nouns are different.

E.g.

Singular	Plural
man	men
woman	women
child	children
tooth 	teeth 
ox	oxen
louse	lice
goose	geese
mouse 	mice 



# Which noun am I?



Circle the correct word.


1. Those two  
( man , men ) are  
brothers.




2. There are many  
( child , children ) at  
the playground.




3. The ( ox , oxen )  
are ploughing the  
field.



4. The ( mouse , mice )  
are running all over  
the place.



5. The ( goose , geese )  
are making a lot of  
noise.



# More singular and plural nouns



Complete the table using the words in the box.

Singular	Plural
book	
wolf	
goose	
sheep	
mouse	
child	
puppy	
mango	
balloon	

mice  
books  
sheep

mangoes  
wolves  
geese


children  
puppies  
balloons



# Countable/Uncountable nouns









- **Countable nouns** are nouns that can be counted.
- **Uncountable nouns** are nouns that cannot be counted.



Put a tick ☒ in the boxes for countable nouns.

Put a cross ☐ in the boxes for uncountable nouns.






 sand <input type="checkbox"/>	 pencils <input type="checkbox"/>
 tables <input type="checkbox"/>	 water <input type="checkbox"/>
 sugar <input type="checkbox"/>	 pails <input type="checkbox"/>



# Countable/Uncountable nouns



Look at each picture. Are they countable or uncountable?  
Circle the correct word.

<p>snake</p> 	<p>countable</p> <p>uncountable</p>
<p>coffee</p> 	<p>countable</p> <p>uncountable</p>
<p>ship</p> 	<p>countable</p> <p>uncountable</p>
<p>grass</p> 	<p>countable</p> <p>uncountable</p>
<p>eggs</p> 	<p>countable</p> <p>uncountable</p>

# Can you count me?



Put these nouns in the correct group.

hair	table	chair	salt
water	computer	cup	sugar
bird	honey	paper	soup
children	sauce	eraser	

Countable Nouns	Uncountable Nouns

# Countable/Uncountable nouns

Put a 'c' beside the countable noun and a 'u' for the uncountable noun.

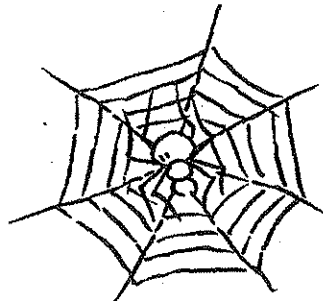
1.

hair



2.

spider




3.

rainbow




4.

coffee





5.

ink





6.

balloon



7.


flower



# Collective nouns

The name given to a group of people, animals or things is called 'collective nouns'.

E.g.




a chicken




a **brood** of chickens




a bird




a **flock** of birds




a lion




a **pride** of lions



Fill in each blank with the words in the box.



a class of \_\_\_\_\_




a team of \_\_\_\_\_



an army of \_\_\_\_\_



a gang of \_\_\_\_\_



a crowd of \_\_\_\_\_



a host of \_\_\_\_\_

robbers  
pupils

people  
players

soldiers  
angels

# Collective nouns



Fill in each blank with the given words.

1. a \_\_\_\_\_ of wolves




2. a \_\_\_\_\_ of whales



3. a \_\_\_\_\_ of sheep



4. a \_\_\_\_\_ of elephants



5. a \_\_\_\_\_ of fish



herd    shoal    pack    pod    flock

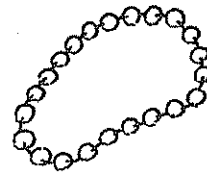
# Collective nouns



Match the correct collective nouns with the correct pictures.

1.

a \_\_\_\_\_  
of bananas



string

2.

a \_\_\_\_\_  
of flowers



collection

3.

a \_\_\_\_\_  
of beads



comb

4.

a \_\_\_\_\_  
of stamps



bouquet

5.

a \_\_\_\_\_  
of stairs



flight



# Gender



People and animals can be placed into gender groups; 'male' and 'female'.



Your mother is a woman. Your father is a man.



Put these nouns in the correct boxes.

lion

son

stallion

hen

boy

lioness

daughter

mare

rooster

girl


Female	Male

# Gender



Look at the pictures below. Write the names in the boxes.


















boy  
uncle

prince  
waiter

aunt  
waitress

girl  
princess

# Gender



Fill in each blank with the words in the box.


aunt  
drake

bridegroom  
queen


king  
hen

rooster

1. My uncle and my \_\_\_\_\_  
live in Bishan.



2. The bride and the \_\_\_\_\_  
are at the wedding.




3. The \_\_\_\_\_ gives us eggs,  
but not the \_\_\_\_\_.



4. The \_\_\_\_\_ and  
\_\_\_\_\_ live in a castle.



5. The \_\_\_\_\_ and the duck  
are swimming in the pond.




# Article 'a'




We use 'a' before words that begin with a consonant sound.

E.g    a box            a goat            a jar  
         a lamp          a violin




Circle the correct answer.

This is ( a , an ) bat.




The man has ( an , a ) tie.



Sharon is playing with  
( a , an ) doll.



There is ( an , a ) lizard  
on the wall.



# Article 'an'

We use '**an**' before words that begin with a vowel sound ('a', 'e', 'i', 'o', 'u').


E.g. an **a**pple

an **e**lephant

an **i**gloo

an **o**ctopus

an **u**mbrella




Circle the correct answer.


Mother is cutting ( an , a )  
onion.



May I have  
( a , an ) apple?




Eskimos live in  
( an , a ) igloo.



It is raining.  
Take ( an , a ) umbrella  
with you.



( An , A ) elephant  
has a long trunk.



There is ( an , a ) ant  
crawling up my leg.



# Articles 'a' and 'an'




Fill in each blank with 'a' or 'an'.

\_\_\_\_\_ box



\_\_\_\_\_ computer



\_\_\_\_\_ apple




\_\_\_\_\_ cake



\_\_\_\_\_ egg




\_\_\_\_\_ bus



\_\_\_\_\_ pencil



\_\_\_\_\_ elephant



\_\_\_\_\_ clock



\_\_\_\_\_ umbrella




# Articles



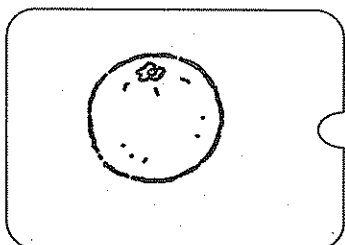
Match each picture with the correct word.

1.



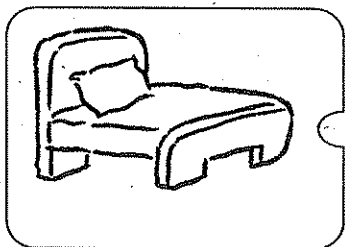
an orange

2.



a cup

3.




an umbrella

4.



a bed

5.



an Eskimo



# Personal pronouns

A pronoun is used to take the place of a noun.

E.g.


**June and I** are going to school.

**We** are walking to school.



**The children** are in the field.


**They** are playing football.



**I** am mixing the ingredients.  
**I** am going to bake a cake.



Are **you** listening to me?  
**I** am talking to **you**.



Fill in each blank with 'we', 'they', 'I' or 'you'.

1. Maya and I are going to the playground.

\_\_\_\_\_ are walking to the playground.

2. Jim and Paul are at the park.

\_\_\_\_\_ are jogging.



3. I am getting the mop.


\_\_\_\_\_ am going to mop the floor.

4. This book belongs to John.

Will \_\_\_\_\_ return it to him?

5. Jason and I are eating.

\_\_\_\_\_ are eating a durian.



# Personal pronouns



A pronoun is used to take the place of a noun.

E.g.



**Susan** is in the room.


**She** is doing her homework.

**Timothy** is in the field.

**He** is playing soccer.

The **dog** has a bone.

**It** is biting the bone.



Fill in each blank with 'He', 'She' or 'It'.

1. Mr Tan makes things out of wood.

\_\_\_\_\_ is a carpenter.



2. Mrs Lee teaches me in school.

\_\_\_\_\_ is a teacher.



3. The cat caught a rat.

\_\_\_\_\_ is eating the rat.



# More personal pronouns



A pronoun is used to take the place of a noun.

E.g. My father is taking my **sister and me** out.


He is taking **us** to Sentosa.

Are **John and Paul** in the canteen?

I want to see **them**.

**You** have a car. That is **your** car.

I have a pet dog. That is **my** dog.



Fill in each blank with a suitable pronoun.

1. Layla and I have dolls.

The dolls belong to \_\_\_\_\_.

2. These cards belong to Li Ming and Li Xing.

Please return the cards to \_\_\_\_\_.

3. You have a stamp album.

This is \_\_\_\_\_ album.



# More personal pronouns




A pronoun is used to take the place of a noun.

E.g. Is **Tim** in the room? Mr Tay is looking for **him**.


This book belongs to **Sarah**. Please return it to **her**.

The **table** is dirty. Please wipe **it**.



Circle the correct pronoun.

1. The chair is in the room.  
Please take ( it , her , him ) out.
2. He has a toy car.  
The toy car belongs to ( his , him , her ).
3. The dog is hungry.  
Give ( it , him , her ) some food.
4. This book belongs to Tommy  
Please give it back to ( him , it , her ).
5. There is a girl in that room.  
Please ask ( it , her , him ) to come out.




# Demonstrative pronouns



We use '**this**' when we refer to a single thing nearby.

We use '**that**' when we refer to a single thing far away.



1.

**This** is a cat.



**That** is a dog.



2.

**This** is my house.



**That** is John's house.



3.

**This** dress belongs to my mother.



**That** shirt belongs to my father.




# This or that




Fill in each blank with 'This' or 'That'.

1.

\_\_\_\_\_ is a book.




2.




\_\_\_\_\_ toy car is broken.

3.

\_\_\_\_\_ is a party hat.



4.




\_\_\_\_\_ is a cow.

# Demonstrative pronouns




We use '**these**' when we refer to many things nearby.

We use '**those**' when we refer to many things far away.




1. **These** chickens belong to Farmer Jo.




**Those** chickens belong to Farmer Green.



2. **These** ducks are noisy.



**Those** ducks are quiet.



3. **These** flowers are beautiful.



**Those** flowers are not.






# These or those




Fill in each blank with 'These' or 'Those'.

1.

\_\_\_\_\_ glasses are full.




2.




\_\_\_\_\_ bottles are empty.

3.

\_\_\_\_\_ children are sitting.



4.



\_\_\_\_\_ ladies are waiting for the bus.

# Demonstrative pronouns



Fill in each blank with 'this', 'that', 'these' or 'those'.

1. I want to eat

\_\_\_\_\_ banana.




2.




\_\_\_\_\_ are my teddy bears.

3.

\_\_\_\_\_ dog looks fierce.



4.



\_\_\_\_\_ apples look delicious.

# Demonstrative pronouns



Colour the correct box.


1. This shirts are new.

These



2. That car belongs to my father.

Those




3. This is my teddy bear.

That



4. These flowers are beautiful.

Those




# 'Is' and 'are'



The words 'is' and 'are' belong to the verb to be. You use 'is' with singular nouns. You use 'are' with plural nouns.

E.g. May **is** playing with her doll.

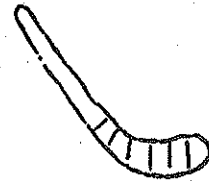
Tom and John **are** at the playground.



Fill in each blank with the correct word from the box.

The boys \_\_\_\_\_ playing hockey today.

is      are




She \_\_\_\_\_ a good swimmer.

is      are



Ahmad and Ramsey \_\_\_\_\_ going to the market.

is      are



# 'Are' and 'am'



The pronouns 'I' and 'You' are special.

You use '**am**' with the pronoun **I**.

You use '**are**' with the pronoun **you**.

E.g. I **am** Tim.

I **am** five years old.

You **are** Paul.

You **are** six years old.



Circle the correct word.


1. I ( am , are , is ) Susan.



2. You ( am , is , are ) seven years old.

3. You ( is , are , am ) going to school now.

4. I ( is , are , am ) on a bus.



# Verbs 'to be'




Fill in each blank with the correct word.




I \_\_\_\_\_  
Tammy.

I \_\_\_\_\_  
six years old.




This \_\_\_\_\_  
Anne.

She \_\_\_\_\_  
my friend.



That \_\_\_\_\_  
my house.

Those \_\_\_\_\_  
my dogs.



He \_\_\_\_\_  
my brother.

He \_\_\_\_\_  
ten years old.

# More verbs 'to be'




Read each sentence. Colour the box with the correct answer.

1. Tim 

is	are	am
----	-----	----

 a boy.



2. It 

is	are	am
----	-----	----

 an elephant.

3. They 

is	are	am
----	-----	----

 skipping.

4. We 

is	are	am
----	-----	----

 baking.

5. I 

is	are	am
----	-----	----

 doing my homework.

6. Jim and Li Meng 

is	are	am
----	-----	----

 going for a jog.

7. Tina 

is	are	am
----	-----	----

 crying.

8. The children 

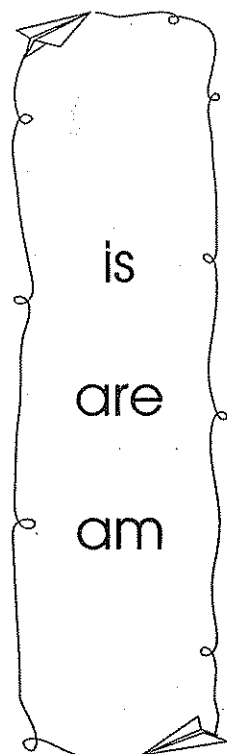
is	are	am
----	-----	----

 swimming.

# At the puppetry



Sloppy is a puppet. He wants to tell you something.  
Fill in each blank to find out what he has to say.



Hi! I \_\_\_\_\_ Sloppy.

This \_\_\_\_\_ Flippy.



She \_\_\_\_\_ my wife.

These \_\_\_\_\_ my two sons.

They \_\_\_\_\_ Slippy and  
Floppy.

That \_\_\_\_\_ our house.

We \_\_\_\_\_ happy to meet  
you.





# 'Was' or 'were'



The verbs '**was**' and '**were**' also belong to the verbs to be. We use them when an action happened in the past. The words '**last night**', '**last week**', '**yesterday**' and '**just now**' tell us that an action is completed.

E.g. The boy **was** at home yesterday.

We **were** doing our homework last night.



Circle the correct verb.


1. My mother ( was / were ) not at home last night.

2. The boys ( was / were ) punished yesterday.



3. I ( was / were ) in school just now.

4. My brothers ( was / were ) at the cinema last night.




# Verbs 'to have'



The words '**has**' and '**have**' belong to the verbs to have. You use '**has**' with singular nouns. You use '**have**' with plural nouns.

E.g. June **has** a red dress.

The children **have** to go home now.



Circle the correct verb.

1. She 

has
have

 some pencils in her hand.



2. It 

has
have

 a bone in its mouth.



3. He 

has
have

 a big bag.




4. I 

has
have

 a stomach ache.



# Fruit baskets



Fill in each blank with 'has' or 'have'.

1. Tina \_\_\_\_\_ three apples.
2. Sarah \_\_\_\_\_ some rambutans in her basket.
3. Tom and Jane \_\_\_\_\_ four mangosteens and a pineapple.
4. Jason \_\_\_\_\_ some grapes.
5. All the children \_\_\_\_\_ fruits in their baskets.

# Verbs 'to have'



Fill in each blank with the correct word from the box.

has

have

1. The mouse \_\_\_\_\_  
whiskers.




2. We \_\_\_\_\_ to buy a present for  
our mother.

3. The firemen  
\_\_\_\_\_ to  
put out the fire.



4. The baby \_\_\_\_\_ a fever.

5. The girls \_\_\_\_\_  
handed in their work.



# 'Had'



The verb '**had**' belongs to the verb to have. We use it when an action happened in the past. The words '**last night**', '**last week**', '**yesterday**' and '**just now**' tell us that an action is completed.

E.g. She **had** chicken for dinner last night.  
They **had** tuition yesterday.



Colour the correct box.

1. I 

has	have	had
-----	------	-----

 a bad stomach last night.

2. My sister 

has	have	had
-----	------	-----

 a fever last week.

3. You 


has	have	had
-----	------	-----

 swimming lesson last night.

4. My father 

has	have	had
-----	------	-----

 his car repaired yesterday.



# Singular verbs




When a verb is used with **singular nouns**,  
'-s' is added at the end of a verb.

E.g. He **sings** well.  
She **sings** well.  
It **sings** well.





Spot the verb in each sentence. Circle it.



Mei Lin watches TV  
in the afternoon.

She cycles in the  
park every evening.



She studies at night.

# Singular verbs



Look at the picture.

Fill in each blank with a word given in the box.

plays

walks

eats

reads




Pei Ling \_\_\_\_\_ an  
apple for breakfast.

She \_\_\_\_\_  
to school.



She \_\_\_\_\_ a book  
in class.

She \_\_\_\_\_ with  
her friends.



# Plural verbs

When a verb is used with **plural nouns**, we do not add '-s' at the end of the verb.

E.g. We **eat** some sweets.

They **eat** some sweets.

I **eat** some sweets.

You **eat** some sweets.

Colour the correct box.

1. They 

play	plays
------	-------

 soccer every Sunday.

2. We love to 

jogs	jog
------	-----

 in the park.

3. I like to 

eat	eats
-----	------

 chocolate.

4. You 

dances	dance
--------	-------

 well.





# Plural verbs



Read the following story.

This is Simon and Peter.

They are brothers.

They walk to school every day.

They sit together in class.

They do their homework together.

They sleep in the same room at night.



Fill in each blank with the correct word.

1. Simon and Peter \_\_\_\_\_ to school every day.
2. They \_\_\_\_\_ together in class.
3. They \_\_\_\_\_ their homework together.
4. They \_\_\_\_\_ in the same room.



# Singular and plural verbs



Circle the correct verb.

1. Sheila ( read , reads ) a book.

2. Alex ( eats , eat )  
a cake after dinner.



3. The hungry babies ( cry , cries ) loudly.

4. Tracy ( wears , wear ) her blue dress to  
the party.

5. The men ( drop , drops )  
some eggs.



6. The girls ( sings , sing )  
sweetly.



# Adjectives



An adjective is a describing word.

It is used to describe a person, thing or animal.

describes the box

E.g. This is a big box.

a thing



**Underline the adjective in each sentence.**


1. Mary is a tall girl.
2. I have a brown puppy.
3. I am wearing a pretty dress.
4. John is a good boy.
5. This cake is delicious.
6. My mother is a kind lady.




# Describing words



Match each picture with the correct adjective.




happy




scared



angry



tired




sad


# Describing words




Circle the word that describes the picture.



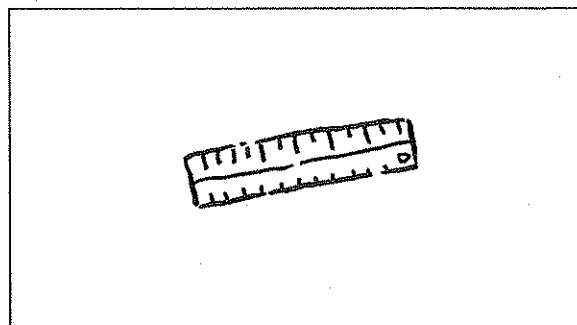
hard / soft




thin / fat




pink / red



long / short



fierce / kind



happy / sad

# At the market



Circle the adjective in each sentence.



1. The fish is fresh.
2. The cucumber is green.
3. The oranges are big.
4. The mangoes are expensive.
5. The tomatoes are red.
6. The market is noisy.


# Adverbs



Adverbs tell us more about the verb.

E.g. Tim runs **quickly**.

In the above sentence, '**quickly**' tells us more about the verb '**runs**'.



Fill in each blank with the correct adverb.  
Use the words from the box.

soundly

slowly

loudly

1. The tortoise is crawling

\_\_\_\_\_.

2. The boy is talking

\_\_\_\_\_.

3. The baby is sleeping

\_\_\_\_\_.




# Adverbs



Match each sentence with the correct picture.

The boy  
screams loudly  
at his sister.



The girl does  
her work  
quietly.



The lion roars  
fiercely at  
the hunter.



The girl sings  
sweetly.





# More adverbs




Find the adverb in each sentence. Circle it.

Tom laughs loudly.




The tortoise crawls slowly.



Sue skips happily to the playground.



The man looks angrily at the naughty boy.



The ballet dancer dances gracefully on the stage.



# Prepositions

Fill in each blank with a word from the box.


in

on

under

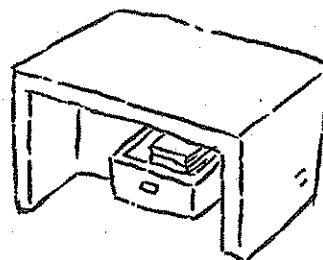
1. The book is

\_\_\_\_\_ the table.



2. The books are

\_\_\_\_\_ the drawer.



3. A man is standing

\_\_\_\_\_ the tree.



4. The ball is

\_\_\_\_\_ the basket.



# In/on/under



Look at the picture.

Fill in each blank with a word from the box.

1.



Ann is sitting

\_\_\_\_\_ the chair


in      on      under

2.

The slippers are

\_\_\_\_\_ the bed.

in      on      under



3.



The picture is

\_\_\_\_\_ the wall.

in      on      under

# Where is the puppy?



Fill in each blank with the words from the box.

in the box


under the box

behind the box

on the box

in front of the box


between the boxes



The puppy is \_\_\_\_\_

\_\_\_\_\_


\_\_\_\_\_



The puppy is \_\_\_\_\_

\_\_\_\_\_


\_\_\_\_\_



The puppy is \_\_\_\_\_

\_\_\_\_\_

\_\_\_\_\_



The puppy is \_\_\_\_\_

\_\_\_\_\_


\_\_\_\_\_

# More prepositions



Study the picture below.

Fill in each blank with a preposition from the box.



on

above

behind

under


1. There is a boy standing \_\_\_\_\_ the door.
2. There is a dog \_\_\_\_\_ the bed.
3. The light is \_\_\_\_\_ the bed.
4. The clock is \_\_\_\_\_ the table.



# More prepositions



Study the picture below. Then answer the questions below with the words from the box.



in front of   between   beside   above

1. The light is \_\_\_\_\_ Mr and Mrs Lim.
2. There is a coffee table \_\_\_\_\_ Mr and Mrs Lim.
3. Valerie is sitting \_\_\_\_\_ her father and mother.
4. The telephone is \_\_\_\_\_ the sofa.

# Connectors


Connectors are joining words. They join two sentences together to form one sentence.

E.g.




Tim **and** John want chocolate.

---




Do you want to eat durian **or** mango?



Write 'and' or 'or' in the blank.

1. Do you want an apple  
\_\_\_\_\_ a pear?



2. Jane wants the doll  
\_\_\_\_\_ the train.



3. I would like to have the blue toy  
\_\_\_\_\_ the red toy.

4. Does Ken prefer wearing the slippers  
\_\_\_\_\_ the sandals?

5. Kim likes this red \_\_\_\_\_ pink  
dress.




# More on connectors



Write 'and' or 'or' in each blank.

1. My mother wants me to buy both  
sugar \_\_\_\_\_ salt.

2. Leave the pen  
\_\_\_\_\_ the  
pencil on the table.



3. Is this a moth \_\_\_\_\_ a butterfly?

4. Jack likes the mango  
\_\_\_\_\_ the papaya.



5. Do you like going to the zoo  
\_\_\_\_\_ the Bird park?

# Modals



Look at the pictures. Fill in each blank with 'can' or 'cannot'.


I \_\_\_\_\_ swim.



My sister \_\_\_\_\_ swim.



He \_\_\_\_\_ lift this box.



The girl \_\_\_\_\_ lift this box.



She \_\_\_\_\_ dance.



He \_\_\_\_\_ dance.



# More on modals



Answer each question. Use the words in the brackets.

1. Can I go to the playground? (Yes)

Yes, you can.



2. Can I borrow your eraser? (No)

No, you cannot.



3. Can I go with you to the mall? (Yes)

\_\_\_\_\_

4. Can I play with the dog? (No)

\_\_\_\_\_

5. Can the girl come with us? (No)

\_\_\_\_\_



# More on modals



Answer each question. Use the words in the brackets.

1. Can the bird sing? (Yes)

---

2. Can he drive this car? (No)


---

3. Can the blind man see? (No)

---

4. Can you hear me? (Yes)

---



# Wh- questions



Fill in each blank with 'when', 'where' or 'which'.



\_\_\_\_\_ will we be going to the zoo?

We will be going to the zoo tomorrow.



\_\_\_\_\_ did you put my books?



I put your books in the drawer.








\_\_\_\_\_ dress do you like?



I like the green dress.

# Wh- questions

Fill in each blank with 'why' or 'what'.



# Wh- questions

Fill in the blanks.

What \_\_\_\_\_  
\_\_\_\_\_?



I am eating  
noodles.



Where \_\_\_\_\_  
\_\_\_\_\_?



We are  
going to  
East Coast  
Park.



Which \_\_\_\_\_  
\_\_\_\_\_?



I like the  
pink dress.



When \_\_\_\_\_  
\_\_\_\_\_?



We will go to  
the zoo at  
nine o'clock.




# Wh- questions



Fill in each blank with 'why', 'what', 'when', 'where' or 'which'.

1. \_\_\_\_\_ did you take her toy?


2. \_\_\_\_\_ do we  
need to bake a cake?




3. \_\_\_\_\_ shirt do you like?

4. \_\_\_\_\_ are we going to  
Canada?

5. \_\_\_\_\_ are my  
shoes?



6. \_\_\_\_\_  
did you push her?






# Capitalisation and full stops



A sentence begins with a capital letter and ends with a full stop.

E.g. this is a table

This is a table.



Which sentence is correct?

Put a tick ☒ in the box if the sentence is correct.

Put a cross ☐ in the box if the sentence is incorrect.

1. she is crying ☐

She is crying. ☐

2. The bird is chirping. ☐

the bird is chirping ☐

3. the children are playing in the park ☐

The children are playing in the park. ☐

4. that is a black horse ☐

That is a black horse. ☐



# Capitalisation and full stops



Rewrite each sentence. Remember to use a capital letter and a full stop.

we are playing

---

ice cream is cold

---

the grass is green

---

my father is going to work

---

my sister likes to watch movies


---

# Capitalisation and question mark



A question mark '?' is used at the end of a question.

E.g. Is this a table  
Is this a table?



Which sentence is correct?

Put a tick ☒ in the box if the sentence is correct.

Put a cross ☐ in the box if the sentence is incorrect.

1. What is your name? ☐

what is your name ☐

2. What is the baby doing? ☐

what is the baby doing ☐

3. how are you ☐

How are you? ☐

4. may I come in ☐

May I come in? ☐

5. Why are you crying? ☐

why are you crying ☐



# Capitalisation and question mark



Rewrite each sentence. Remember to use a capital letter and a question mark.

will you come and play with me

---

how old are you

---

when will you come to my house

---

can you sing

---

how will you go home

---

# Capitalisation



Proper nouns are names of people, animals, places, days of the week, months of the year, holidays, or countries.

Proper nouns and 'I' are always written in capital letters.


E.g. My name is **Mei Ling**. I have a dog named **Bozo**.

I will go to **Sentosa** on **Monday**.

My uncle will come and see me in **December**, during the **Christmas** holiday.

We will be going to **Australia**.

My sister and I went to the library.



**Rewrite each sentence. Remember to use capital letters for proper nouns.**

1. We do not have to go to school on children's day.

---

---





2. How old is maria?

---

3. Will you be going to america in june?

---


4. lillian and i are going to the birdpark on Saturday.

---

---

5. My pet rabbit is called snowy.

---



# Word order



Rearrange the words to form a sentence.  
Write it in the blank.

1. six I am years old

\_\_\_\_\_

2. this bag heavy is

\_\_\_\_\_

3. today Monday is



\_\_\_\_\_

4. there are in a rainbow seven colours

\_\_\_\_\_

5. tall boy is Jack a

\_\_\_\_\_



# Word order



Rearrange the words to form a sentence.  
Write it in the blank.

1. is doll a That

---

2. is a She girl

---

3. apples red are These

---

4. like I sweets

---

5. my best friend is Tom


---





# A trip to the movies




Number the pictures in the correct order such that it tells a story.





We watched an exciting movie.




We drove to the cinema.




Daddy came home with tickets to a movie.



After the movie, Daddy treated us to ice cream.



We came home.

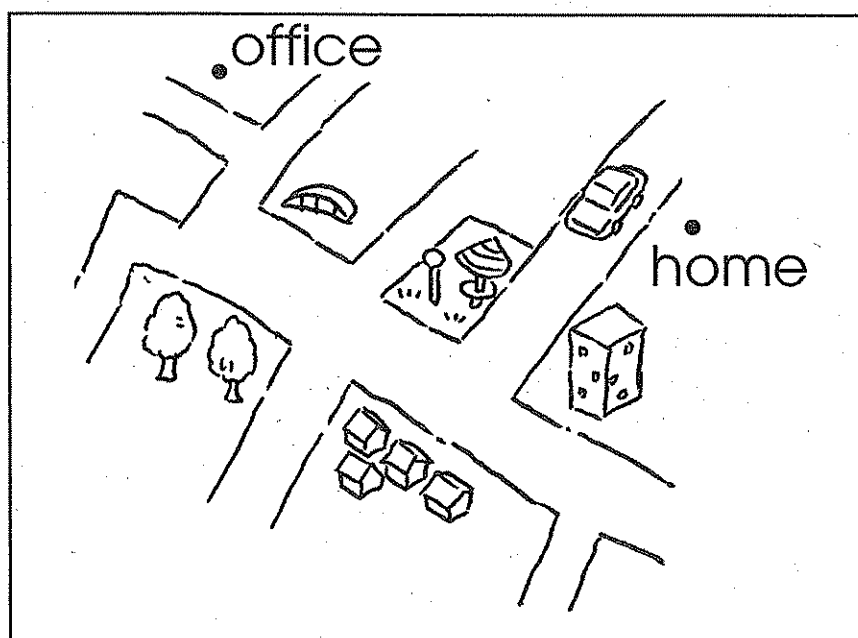


# Map- Dad goes to work



Look at the map and answer the questions.

My father drives to the office every morning. On the way, he sees a building, four houses, a park, two trees and a bridge. Draw a line to show the path my father takes to the office.



1. On the way to the office, my father drives past how many of each?

\_\_\_\_\_ buildings

\_\_\_\_\_ houses

\_\_\_\_\_ trees

\_\_\_\_\_ bridge

\_\_\_\_\_ park

# A trip to the library

Read the story.

Su Lin is going to the library.  
She is going with her younger sister, Su May.  
They want to borrow books.  
Su Lin likes to read books on fairy tales.  
Su May likes to read adventure books.  
They enjoy going to the library.

Answer the questions below. Put a tick ☒ in the correct box.

1. Where are Su Lin and Su May going?

To the bookshop

☐

To the library

☐

To school

☐

2. Why are they going to the library?

To buy ice cream

☐

To borrow books

☐

To sleep

☐

3. Su Lin likes to read \_\_\_\_\_ books.

fairy tale

☐

adventure

☐

comic

☐

4. Su May likes to read \_\_\_\_\_.

comic books

☐

adventure books

☐

fairy tale books

☐

5. Do they enjoy going to the library?

Yes, they do.

☐


No, they do not.

☐

# At the circus

Read the story.

The circus is in town.  
My father took us to watch the show.  
At the circus, we saw two tigers jump  
through a hoop.  
The elephants performed too.  
They could lift their front legs and  
balance on their back legs.  
The clowns did many funny tricks.  
They made us laugh.





Answer the questions below. Put a tick ☒ in the correct box.

1. Where did they go?

To a circus

☐

To a fair

☐

To a movie

☐

2. Which animal jumped through the hoop?

The elephants

☐

The tigers

☐

The lions

☐

3. What could the elephants do?

Jump through the hoop

☐

Lift up their back legs

☐

Lift up their front legs

☐

4. Who did many funny tricks?

Father

☐

Clowns

☐


Elephants

☐

# Ariel and her doll

Read the story. Answer the questions.

This is Ariel. She is five years old. She has a pair of big round eyes. Her hair is long and black. Ariel is in her room. She is playing with her doll. Ariel calls her doll Sandy. The doll is a present from her mother. Ariel plays with her doll every day. She loves it very much.





1. How old is Ariel?

She is \_\_\_\_\_ years old.

2. Where is Ariel?

She is in her \_\_\_\_\_.

3. What is she doing?

She is \_\_\_\_\_.

4. Who gives her the doll?

\_\_\_\_\_ gives her the doll.

5. Does Ariel love her doll?

\_\_\_\_\_ her doll.



# A birthday party



Read the story. Answer the questions.

It is Velu's birthday. He is celebrating his birthday with his best friends Samy and Vignesh. They buy a cake for Velu. Velu puts six candles on his cake. Samy and Vignesh sing a birthday song for him. Velu blows out the candles and cuts the cake.



1. What day is it today?

It is \_\_\_\_\_.

2. How old is Velu?

He is \_\_\_\_\_.

3. Who buys the cake for Velu?

\_\_\_\_\_.



# Revision 1



Circle the pairs of rhyming words in each phrase.

1. a frog on the log




2. a pin in the bin



3. a rat under the hat



4. a man in the van



5. a rat on the mat





Fill in each blank with the correct word.  
Use the words from the box.

florist

teacher

postman

dentist

tailor

1. A \_\_\_\_\_ delivers letters.



2. \_\_\_\_\_ sells beautiful flowers.



3. A \_\_\_\_\_ teaches in  
a school.



4. A \_\_\_\_\_ cleans  
our teeth.




5. A \_\_\_\_\_ sews clothes.



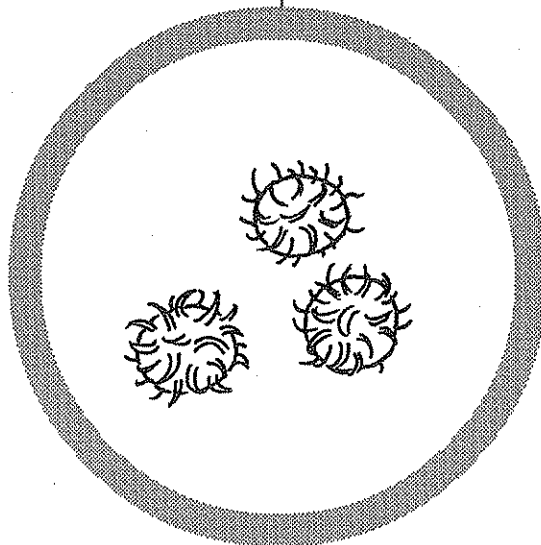
Write down the names of 5 vegetables.

1. \_\_\_\_\_
2. \_\_\_\_\_
3. \_\_\_\_\_
4. \_\_\_\_\_
5. \_\_\_\_\_



Write down the names of 5 fruits with one seed only.



1. \_\_\_\_\_
2. \_\_\_\_\_
3. \_\_\_\_\_
4. \_\_\_\_\_
5. \_\_\_\_\_







Match each animal with its young.



1.



2.




3.




4.



5.




Write the name of each part of the body in the box.






Colour the fruits. Use the colour code to help you.



Fruit	Colour of the fruit
cherry	red
orange	orange
lemon	yellow
strawberry	red
grapes	purple
durian	green

Circle the nouns in each sentence.

1. I go to school by bus.



2. My uniform is blue.



3. I have many friends.



Fill in each blank with the correct answer.

1. My aunt \_\_\_\_\_ a doctor.

is          are



2. We \_\_\_\_\_ going to the cinema.

is          are

3. You \_\_\_\_\_ my brother.


is          are



Circle the word that describes the picture.




thick / thin




soft / hard



young / old



hot / sour



close / open



high / low.

Fill in each blank with 'a' or 'an'.

1. That is \_\_\_\_\_ dog.




2. The nurse gave him

\_\_\_\_\_ pill.



3. Do you have

\_\_\_\_\_ umbrella?



4. We are going to watch \_\_\_\_\_  
movie.


5. Mother is peeling

\_\_\_\_\_ orange.







Read the sentence. Follow the instructions given.




Draw a ball **on** the table.  
Draw a book **under** the table.



Draw some ice cubes **in** the glass.  
Draw a plate **beside** the glass.



Draw a pencil **between** the books.  
Draw an eraser **in front of** the ABC book.



Draw a light **above** the chair.  
Draw a boy **behind** the chair.





Fill in each box with the correct gender.

Male	Female
father	
	niece
	waitress
grandfather	
	aunt



# Revision 2




Where do these animals live?  
Write down your answers in the blanks.

kennel sty nest coop den hutch


(a)



(b)



(c)



(a)

\_\_\_\_\_

(b)

\_\_\_\_\_

(c)

\_\_\_\_\_

(d)

\_\_\_\_\_

(e)

\_\_\_\_\_


(f)

\_\_\_\_\_

(f)



(e)




(d)





Write down the days of the week. Begin with Monday.

Monday	

Fill in each blank with the correct word.

1. The weekend falls on \_\_\_\_\_  
and \_\_\_\_\_.
2. There are \_\_\_\_\_ days in a week.
3. The day before Tuesday is \_\_\_\_\_.
4. The day after Thursday is \_\_\_\_\_.





Circle the beginning sound of the picture on the left.

1.



t s m n f

2.



c j q t b

3.



g j l h r

Say the name of each picture.


Then write down the ending sound you hear.

1.



gu\_\_\_\_\_

2.



bu\_\_\_\_\_

3.




ba\_\_\_\_\_



Match to complete the sentence.

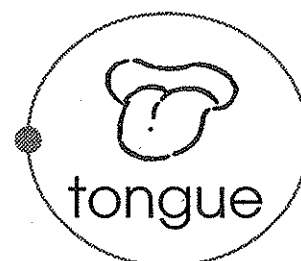
1. We see with our

\_\_\_\_\_.



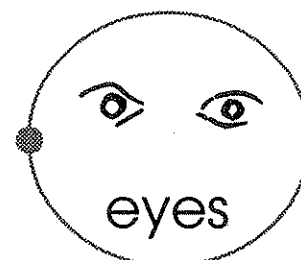
2. We hear with our

\_\_\_\_\_.



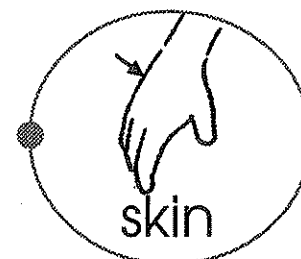
3. We smell with our

\_\_\_\_\_.




4. We taste with our

\_\_\_\_\_.



5. We feel with our

\_\_\_\_\_.






Fill in each blank with the correct word.


1. I go to \_\_\_\_\_

every weekday  
morning.




2. We borrow books  
from the

\_\_\_\_\_.



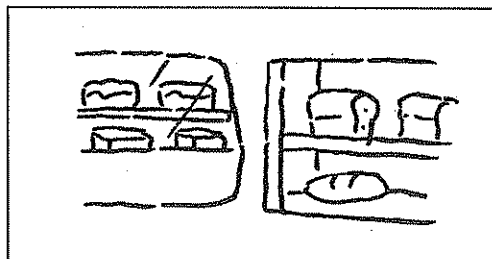
3. My father and I go  
for a swim at the

\_\_\_\_\_.




4. My mother buys  
bread from the

\_\_\_\_\_.



5. When I want to  
cycle, I go to the

\_\_\_\_\_.






Fill in each blank with the correct word.

digging

raking

watering

1.



May Lin is

\_\_\_\_\_ the  
leaves in the garden.

2. Mr Lim, our gardener,

is \_\_\_\_\_

the soil.



3.




My mother is


\_\_\_\_\_ the  
flowers in our garden.

Fill in each blank with 'this', 'that', 'these' or 'those'.


1. \_\_\_\_\_  
is my mother.




2. \_\_\_\_\_  
are my toys.



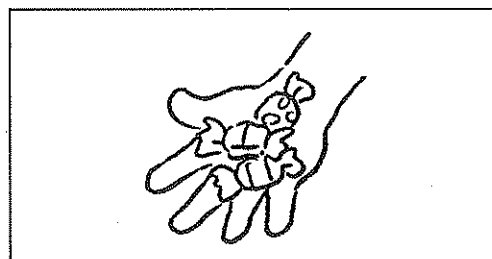
3. Look at \_\_\_\_\_  
birds flying in the sky.



4. \_\_\_\_\_  
is my friend, Jack.



5. I like \_\_\_\_\_  
sweets.





Fill in each blank with the correct word from the box.

he      she      we      they      I

1. This is my bicycle.

\_\_\_\_\_ like my bicycle.

2. Lily has two younger sisters.

\_\_\_\_\_ is the eldest.

3. Tom is a playful boy.

\_\_\_\_\_ likes to play tricks on his sister.

4. Jane and I are friends.

\_\_\_\_\_ go to school together.

5. Sam and Wen Xu are best friends.

\_\_\_\_\_ do things together.




Fill in each blank with the correct word from the box.

quickly slowly loudly sweetly angrily


1. The mice ran

\_\_\_\_\_ into  
the hole.



2. A tortoise walks

\_\_\_\_\_.




3. "Who took my sweets?" the boy asked

\_\_\_\_\_.

4. The girls sang

\_\_\_\_\_.



5. The children talked \_\_\_\_\_.

Colour the box with the correct word.

1. Saleh 

was	were
-----	------

 not at home last night.

2. The rude pupils 


was	were
-----	------

 punished by the teacher yesterday.

3. 

Was	Were
-----	------

 the boys at the cinema last night?



4. We 

was	were
-----	------

 at Sentosa last week.

5. The cat 


was	were
-----	------

 eating some fish just now.




Match each sentence to the correct picture.


1. The basket  
is under  
the table.




2. The motorcycle  
is between the  
cars.



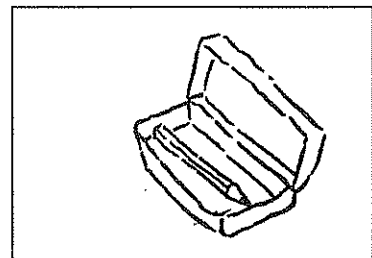
3. The lady is  
sitting on  
a stool.



4. The pencil is in  
the pencil case.



5. The lamp is  
above my  
head.







Rewrite each sentence. Remember to use capital letters, full stops or question marks when necessary.

how many pencils do you have

---

my mother is reading

---

have you been to korea

---

i have to go to work on tuesday

---

who is that lady


---



# Revision 3



Look at the pictures below. Where do we wear them?  
Write the names in the correct boxes.



on the head


on the body

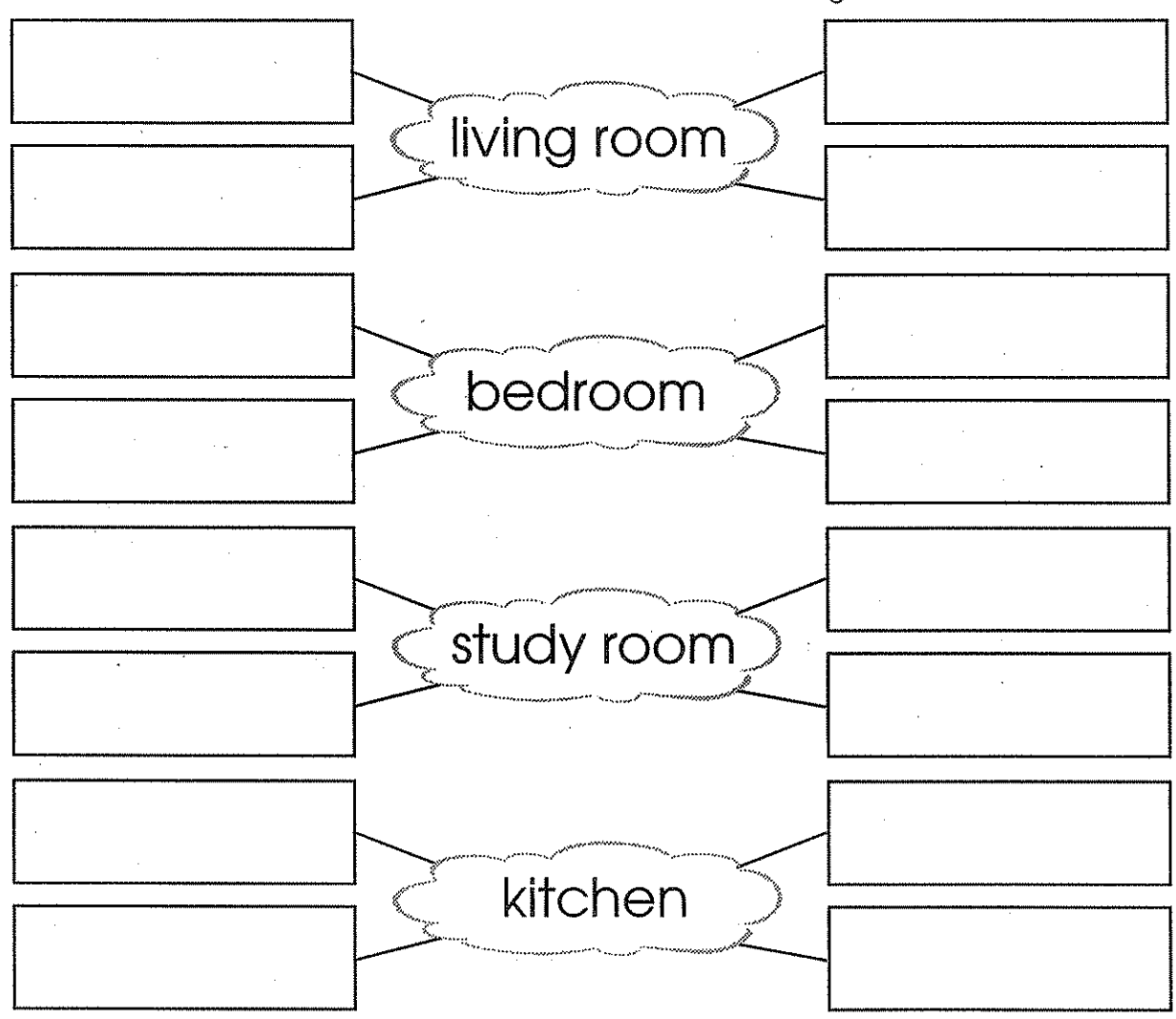

on the hand

on the feet





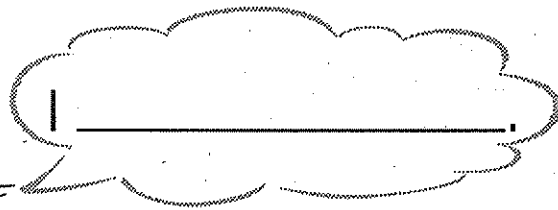




Look at the words in the box. Where do they belong?  
Put them in the correct boxes.

television    pot    pillow    knife  
painting    bed    computer    shelf  
desk    blanket    carpet    wardrobe  
light    spoon    sofa    plate



Write the sounds these animals make in the speech bubbles.



trumpet

hiss

bark

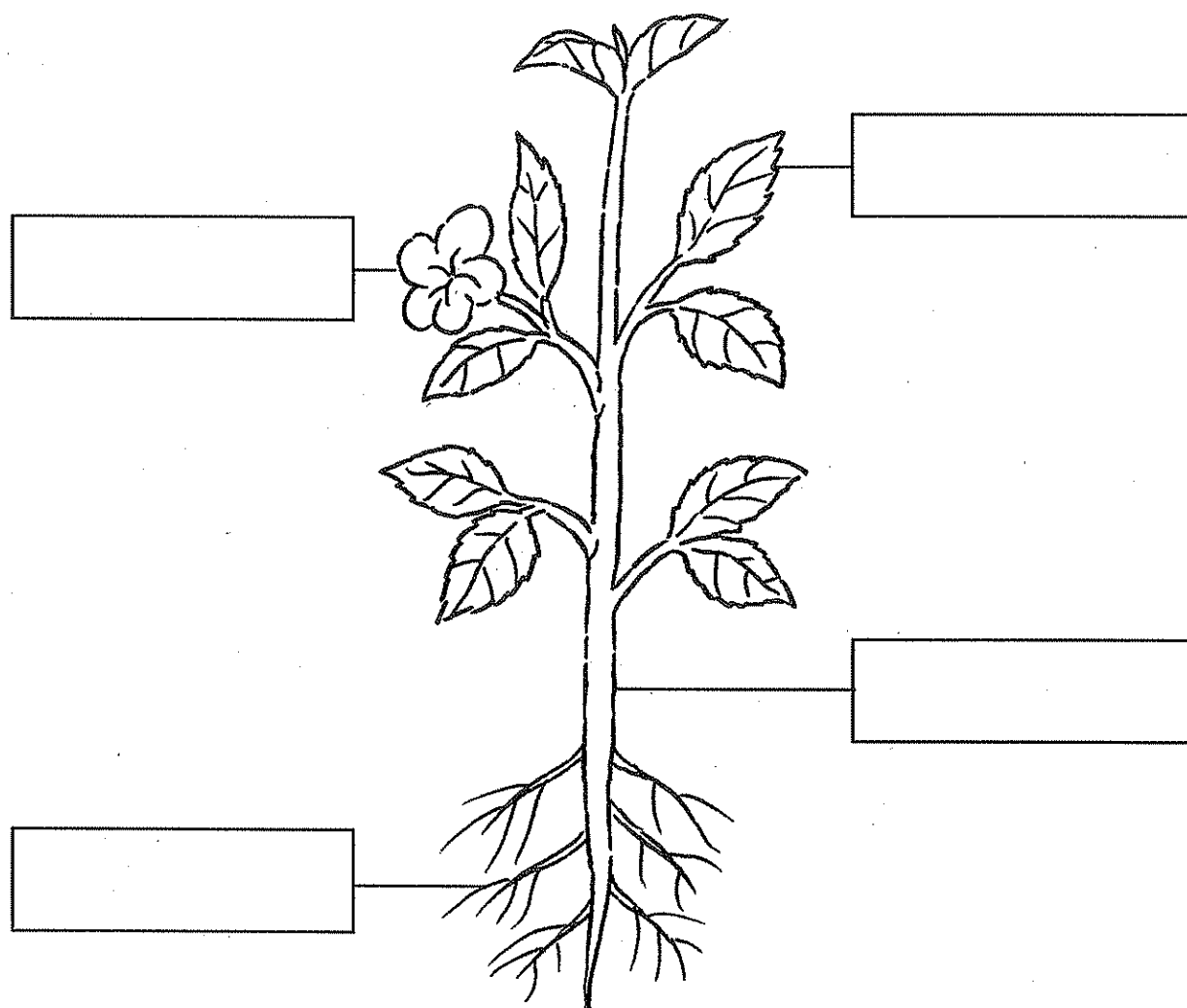
quack

neigh



Label the parts of the plant. Use the words in the box to help you.

flower      stem      root      leaf



Colour the things and people you can find in a garden.




pillow



rake



snail



flower



postman



books




watering can



water hose



pot



spade



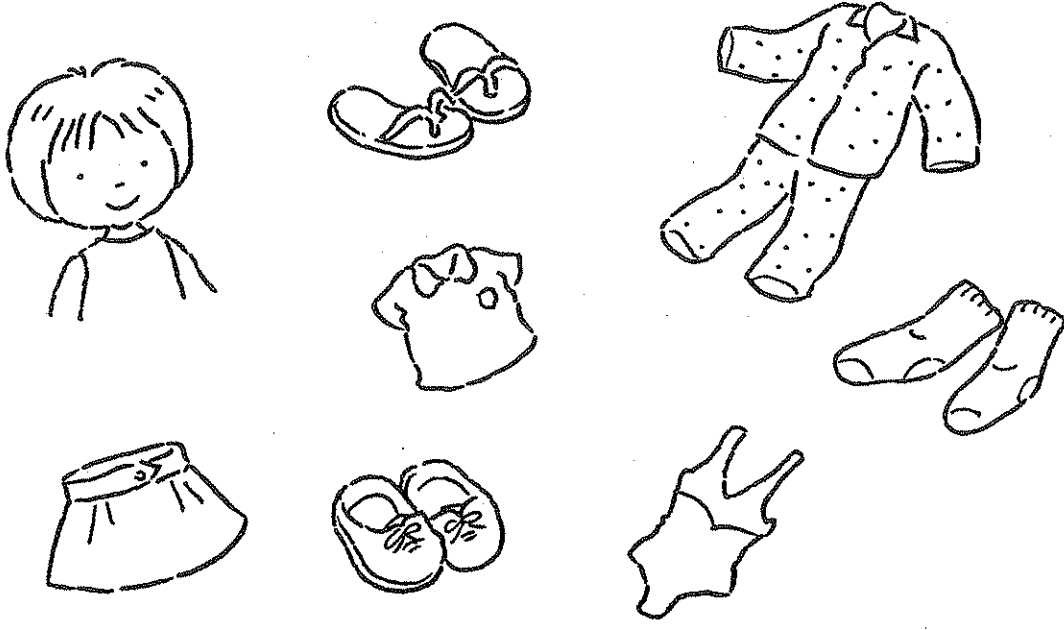
watermelon



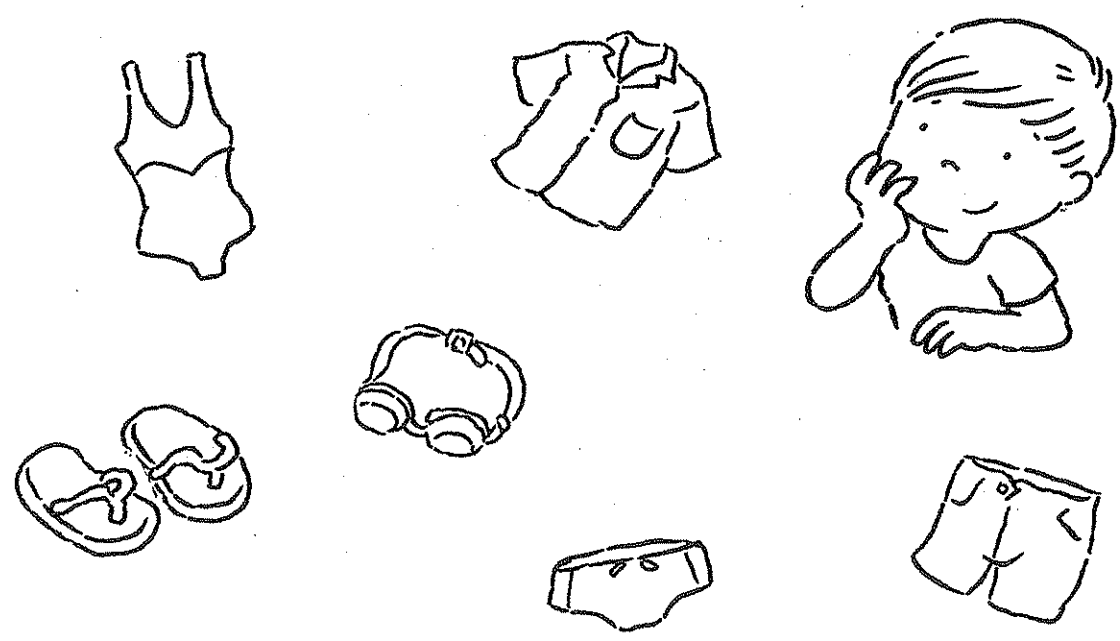
gardener



What does Lily wear to school? Circle them.



What does Tom wear to go swimming? Circle them.





Fill in each blank with 'where', 'when' or 'what'.

1. \_\_\_\_\_ are we going to the playground?
2. \_\_\_\_\_ did you do just now?
3. \_\_\_\_\_ is the principal?

Fill in each blank with 'who', 'which' or 'why'.


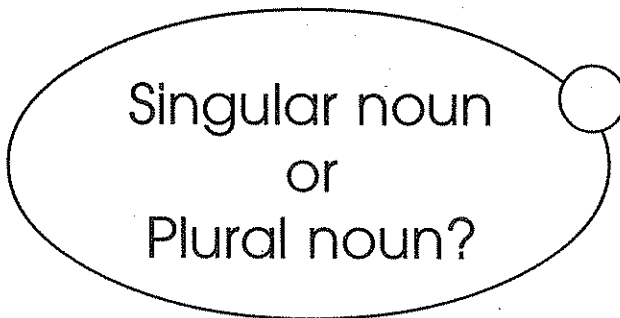
1. \_\_\_\_\_ is the baby crying?
2. \_\_\_\_\_ are you?
3. \_\_\_\_\_ book do you want?





Complete the table.

Singular	Plural
knife	
mouse	
man	
deer	
watch	
baby	



Colour the box with the correct word.

1. I 

is
am

 a good girl.

2. You 

are
is

 six years old.

3. Valerie 

am
is

 playing the piano.



Colour the box with the correct word.

1. Valencia 

has
have

 two sisters.

2. Do you 

have
has

 any books to lend me?

3. I 


has
had

 chicken rice for dinner last night.






Circle the correct answer to complete the sentence.



1. Roy ( drinks , drink ) a cup of water.



2. The children ( builds , build ) a sandcastle.



3. Tom and Shan ( walk , walks ) to school.



4. Mother ( fry , fries ) a fish for dinner.



Rearrange these words to form a sentence.

1. walks school June to every day

\_\_\_\_\_

2. our Miss Tan is ballet teacher

\_\_\_\_\_


3. Nicole and Natasha sisters are my

\_\_\_\_\_

4. market My mother is at the

\_\_\_\_\_

Look at the picture and tick ☒ the correct answer.



1. The children are in the \_\_\_\_\_.

library

☐

classroom

☐

2. The teacher is \_\_\_\_\_.

writing

☐

drawing

☐

3. The time is now \_\_\_\_\_.

9.30 a.m.

☐

9.00 a.m.

☐

# Revision 4



Look at each picture. Write the correct spelling in the blank.

1.



pplea

\_\_\_\_\_


2.



syee

\_\_\_\_\_

3.



kera

\_\_\_\_\_

4.



oonm

\_\_\_\_\_


5.




nkefi

\_\_\_\_\_

Fill in the missing vowel.



d \_ g




g \_ te



h \_ n



\_ ce cream



d \_ ck




\_ agle




p \_ g




\_ ni form



Match each picture with the correct word.




sad



angry



surprise




happy




Match each person with the correct pictures.



1.





2.




3.



4.




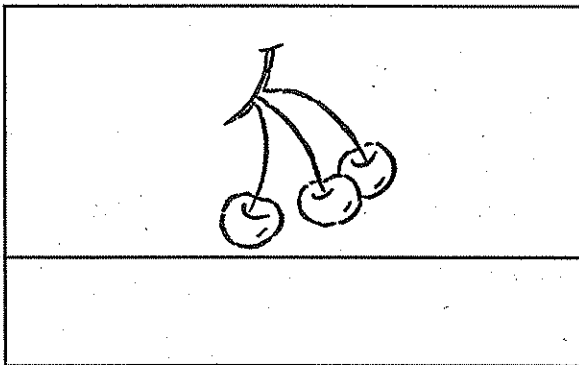

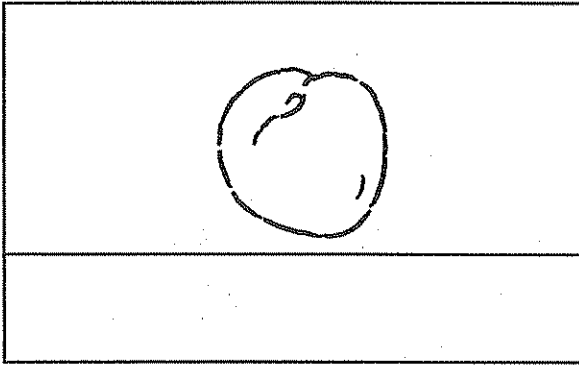


5.





Write down the name of the fruit.



apricot  
cherries

lychee  
mango

papaya  
starfruit

Here are some things you can find in the bathroom.  
Look for these words in the word puzzle. Colour them.



sink



towel



soap



shower


t	o	o	t	h	b	r	u	s	h	p
o	y	a	u	q	l	z	v	h	i	s
w	r	e	b	n	o	w	u	o	m	i
e	s	o	a	p	q	d	k	w	y	n
l	q	v	c	g	j	e	p	e	l	k
s	h	a	m	p	o	o	b	r	t	i



tub



shampoo



toothbrush



Fill in each blank with the correct word from the box.

we

I


our

it

he

1. Hello everyone! \_\_\_\_\_ am Sarah.

2. \_\_\_\_\_ is my brother, Paul.



3. \_\_\_\_\_ have a pet rabbit.

4. \_\_\_\_\_ is called Snowy.


5. Paul and I feed \_\_\_\_\_ rabbit every day.





Fill in each blank with 'can' or 'cannot'.

1. The old lady \_\_\_\_\_  
lift this heavy box.



2. The pupils \_\_\_\_\_ do these sums  
easily.

3. Kenny \_\_\_\_\_ read and write.

4. The blind man \_\_\_\_\_ see.

5. The baby \_\_\_\_\_ walk.



Complete each sentence with your own words.

1. The girls cannot \_\_\_\_\_

\_\_\_\_\_.

2. My mother can \_\_\_\_\_

\_\_\_\_\_.





Draw a line to match each word with its opposite.

waiter

king

woman

man

waitress

queen

cow

bride

aunt

witch

bridegroom

bull

wizard

uncle



Circle the correct answer.


1. The pupils ( plays , play ) football in this field.
2. My sister ( helps , help ) my mother to sweep the floor every day.
3. Julie and Jaslyn ( study , studies ) together in the same school.
4. A road sweeper ( sweep , sweeps ) the road.
5. A robber ( climbs , climb ) over the gate.



Match each sentence with the correct picture.


1.

These are my  
books on the  
shelf.



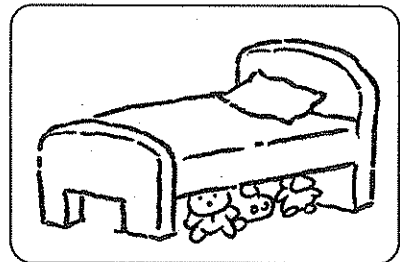
2.

Those are  
Valerie's toys  
under the bed.



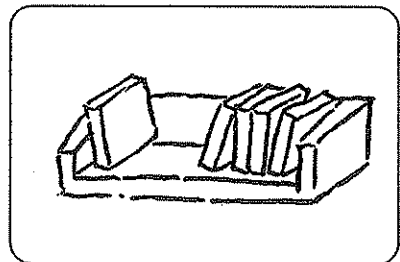
3.

That is my pet  
dog, Pamela.




4.

This is my sister,  
Sharon.



5.

These are  
bananas.





Fill in each blank with 'a' or 'an'.

1. I am eating \_\_\_\_\_  
hamburger.



2. This is \_\_\_\_\_ wallet.



3. My mother has \_\_\_\_\_  
umbrella.



4. My grandmother is buying  
\_\_\_\_\_ orange.



5. Jenny has \_\_\_\_\_ doll.



# Revision 5




Look at the pictures and fill in the blanks with the correct words.

1. The elephant is \_\_\_\_\_

but the mouse is \_\_\_\_\_.

small      big



2. The plate is \_\_\_\_\_

but the bowl is \_\_\_\_\_.


empty      full



3. The shirt is \_\_\_\_\_

but the trousers are \_\_\_\_\_.


dry      wet



4. This lady is \_\_\_\_\_

but the man is \_\_\_\_\_.


short      tall





Say the name of each picture.  
Circle the beginning sound you hear.

1.




2.



3.




4.

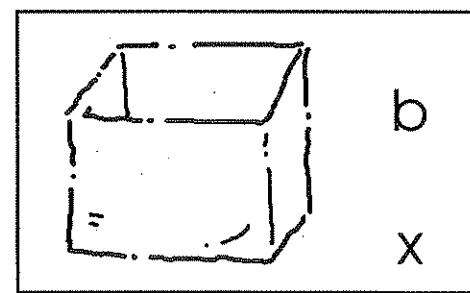


Say the name of each picture.  
Circle the ending sound you hear.

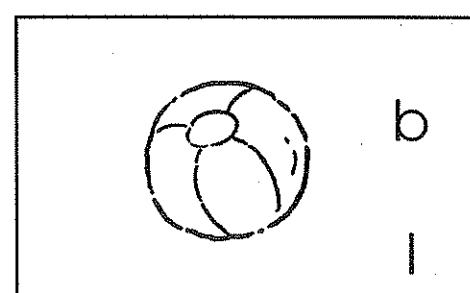
1.



2.



2.



Colour the box with the correct word.

1.



live

dive

hive

2.



mail

nail

tail

3.



feet

meet

heat

4.



coat

goat

boat



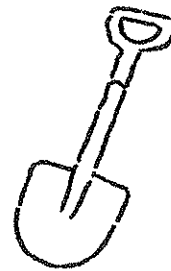
Here are some things you can find in the garden. Look for these words in the puzzle. Circle them.



flower



watering can



spade

u	r	b	d	g	k	u	l	n	w	o	z
w	a	t	e	r	i	n	g	c	a	n	j
q	k	h	k	a	r	n	k	l	g	f	o
t	e	f	d	s	p	a	d	e	q	v	x
p	y	h	o	s	e	j	l	a	z	y	l
g	k	s	w	t	d	s	p	v	j	s	m
d	f	l	o	w	e	r	t	e	u	t	p
z	a	i	h	m	p	o	t	s	b	g	l



rake



pot



hose



grass




Write down the months of the year in order.

1. _____	7. _____
2. _____	8. _____
3. _____	9. _____
4. <u>April</u>	10. _____
5. _____	11. _____
6. _____	12. <u>December</u>

Fill in each blank with the correct word.

1. The first month of the year  
is \_\_\_\_\_.




2. There are \_\_\_\_\_ months in one  
year.



Match the words with the picture.  
Then colour the shapes.

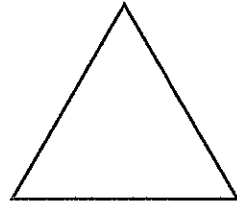
1.

a red triangle



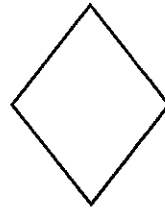
2.

a blue circle



3.

a pink oval



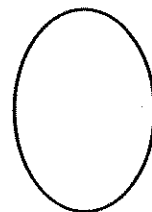
4.

a green square




5.

a yellow diamond



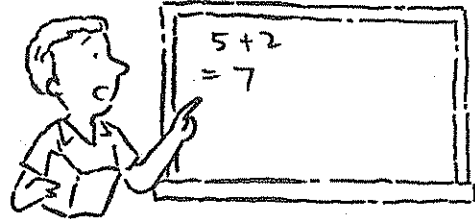
6.

a purple rectangle



Underline the nouns in each sentence.

1. Mr Lim is a teacher.



2. The hunter is looking for the deer.

3. My grandmother is sitting in her chair.



4. A pilot flies an aeroplane.

5. The artist is drawing a picture.







Change the underlined word to its plural form.

The boy is playing.

The \_\_\_\_\_ are playing.

---


The lady is drinking tea.



The \_\_\_\_\_ are drinking tea.

---

The leaf is on the ground.



The \_\_\_\_\_ are on the ground.

---

There is one house at the end of this road.

There are many \_\_\_\_\_ at the end of this road.

Tick ☒ the correct answer.

1.	This _____ my grandmother.	is <input type="checkbox"/> are <input type="checkbox"/>
2.	She _____ three pet rabbits.	has <input type="checkbox"/> have <input type="checkbox"/>
3.	I _____ taking part in the contest.	am <input type="checkbox"/> is <input type="checkbox"/>
4.	You _____ to finish up your work.	is <input type="checkbox"/> have <input type="checkbox"/>
5.	The teachers _____ in class.	is <input type="checkbox"/> are <input type="checkbox"/>




Circle the correct answer.

1. The light is ( above , on )  
my head.




2.




The biscuits are ( in , on )  
the tin.

3. The cat is ( beside , under )  
the chair.




4.



The boy is standing  
( between , beside ) the tree.


5. The table is  
( in front of , behind )  
the chair.



Fill in each blank with the correct word from the box.

delicious tired sharp greedy fierce

1. The \_\_\_\_\_ boy finished all the food on the plate.



2. The \_\_\_\_\_ girl is sound asleep.

3. Mother baked a \_\_\_\_\_ cake.



4. The butcher uses a \_\_\_\_\_ knife to cut the meat.

5. The \_\_\_\_\_ dogs are barking loudly.





Rewrite these sentences.

Remember to use capital letters and full stops where necessary.

my brother is riding a horse

---

apples are red

---

the cat is in the garden

---

my aunt loves to cook

---

i ate noodles for dinner

---

