

Vowel sounds • Beginning sounds • Final sounds



My First Phonics

By Sara Leman

Ages 5–7



Contents

Phonics activities	4
Phonics chart	6
Lesson 1 The alphabet	8
Lesson 2 Consonants	10
Lessons 3 – 7 Short vowel sounds	12
Revision 1	22
Lessons 8 – 12 Long vowel sounds	24
Revision 2	34
Lessons 13 – 17 Beginning sounds	36
Revision 3	46
Lessons 18 – 21 Beginning sounds	48
Revision 4	56
Lessons 22 – 27 Final sounds	56
Revision 5	70
Answers	72
Certificate	80

Phonic activities to do at home

- It is really important to focus on the letter **sounds** rather than their names.
- Choose a sound to focus on, eg '**sss**'
Encourage your child to trace it:
 - in the air
 - on the floor
 - on your back
 - using finger paint
 - using stringMake it with playdough. Say '**sss**' at the same time.
- Write a focus sound in the middle of a large piece of paper. Encourage your child to trace over it with a pencil, saying the sound at the same time. Ask your child to find and cut out pictures of things that begin with that sound. The pictures can then be glued onto the paper.
In addition, you could ask them to find and cut out pictures of things that end with the focus sound.
- Encourage your child to listen for the different sounds in words by sound-talking instructions to them:
 - Go to b – e – d
 - Brush your t – e e – th
 - Comb your h – ai – r
 - Put on your sh – oe – s
 - Look at this b – oo – k
- Collect 6 plastic bottle tops.
Use a permanent marker to write the following blends on each top:
st tr
bl cl
sm br
Fill a container with uncooked rice and bury the lids.
Ask your child to search through the rice to find the tops (a great sensory activity!). Each time they find a bottle top, they must sound the blend and then say a word that begins with that blend.
- Hearing the syllables in a word is an important part of learning to read. Breaking a word up into its sounds can make it more manageable for your child. Show your child how to clap out the sounds that they can hear, beginning with their name, for example, **Sa**-ra (2 syllables).
Then say some more words for your child to practise clapping out. For example,
happy = happ – **y** (2 syllables)
elephant = **el** – e – phant (3 syllables)
- Put a number of items in a box and write out their corresponding labels on small pieces of card. (Keep the words simple, for example, **hat pen lid toy cup**.) Allow your child time to read each label. Help them if necessary. Ask your child to select

an item from the box and then try to find its matching label. In addition, you could ask them to close their eyes whilst you remove one of the labels. The child needs to identify which word is missing.

- Use the **Reading Eggs Alphabet flashcards** and the **Reading Eggs Beginning to Read flashcards** to practise making new words. Activities to try include:

Reading Eggs Alphabet flashcards

Game 1 Letter Shape

Game 2 Sound Puzzles

Game 3 Sound Hunt

Game 4 Make the Critters

Game 5 From a to z

Game 6 Critter Concentration

Game 7 Making Words

Reading Eggs Beginning to Read flashcards

Game 1 Letters and Sounds

Game 2 Blends and Digraphs

Game 3 Rhyming Words

Game 4 Sight words

- Additional games to play include **I-Spy**, where your child needs to identify the beginning sound of a word, or the ending sound.

- I went to the shops ...

'I went to the shops and bought something beginning with ____'.

Take it in turns to list as many things as you can that start with that letter.

Repeat the process but with a new letter each time.

- Singing lots of nursery rhymes with your child can help them to identify rhyming words. Encourage them to substitute some of the words for rhyming words of their own.



Phonics chart

Vowels

a

e

i

o

u

Consonants

b

c

d

f

g

h

j

k

l

m

n

p

q

r

s

t

v

w

x

y

z

Common beginning sounds

bl

blue



fl

flute



pl

plum



cr

crab



gr

grape



tr

train



sm

smile



st

stick



sw

swim



Common ending sounds

ck

clock



lk

milk



nd

hand



ng

ring



nt

ant



st

nest



sh

fish



ll

ball



ss

kiss



Syllables

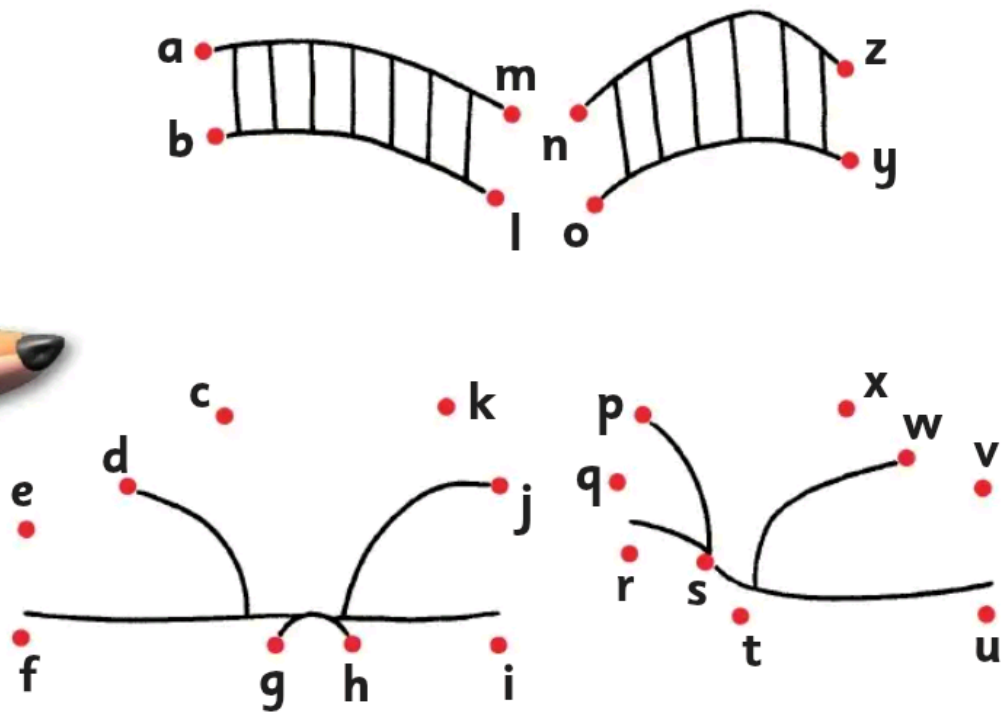
Number of syllables	Word	Syllables
1	Jazz	Jazz
2	Zebstar	Zeb - star
3	Underting	Un - der - ting



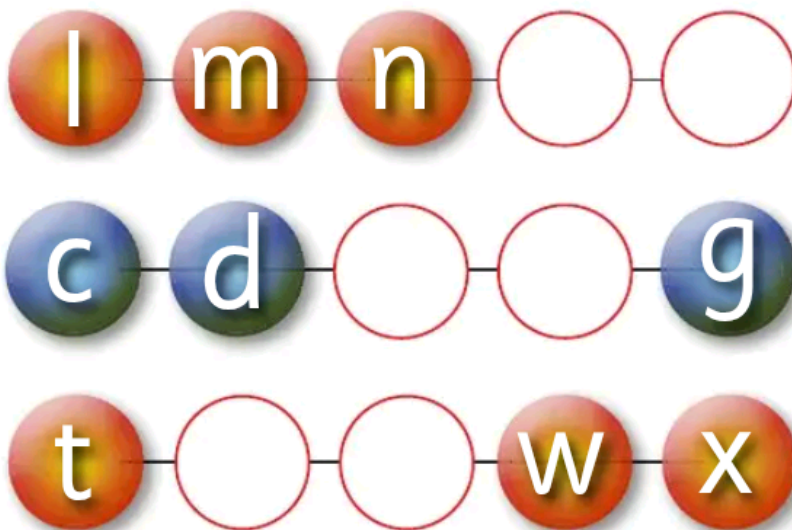
Lesson 1 • The alphabet

abcdefghijklmnopqrstuvwxyz


1 Join the dots in alphabetical order.




2 Complete the beads in alphabetical order.



The letters **a e i o u** are called **vowels**.
The other letters are called **consonants**.



3 Colour the vowels **red**. Colour the consonants **blue**.



Complete:

I found  consonants.

I found  vowels.

CHALLENGE Write your name.

How many consonants?

How many vowels?



Lesson 2 • Consonants

1 Say the name of each picture.
Write the beginning sound.

d h b m c l



at



ar



at



op



eg



og

2 Match each critter to its beginning sound.



Kangako



Zebstar



Dogfin

d

z

k

3 Say the name of each picture. Colour the ending sound.



r g m



n l o



c e r



t p g



l e w



e r s

4 Say the name of each picture. Draw a red circle around it if it ends with the sound **g**.




CHALLENGE



Find as many words as you can that end with the sound **t**.

4 = Good work! 8 = Great! 10 + = Fantastic!

Lesson 3 • Short vowel sound a



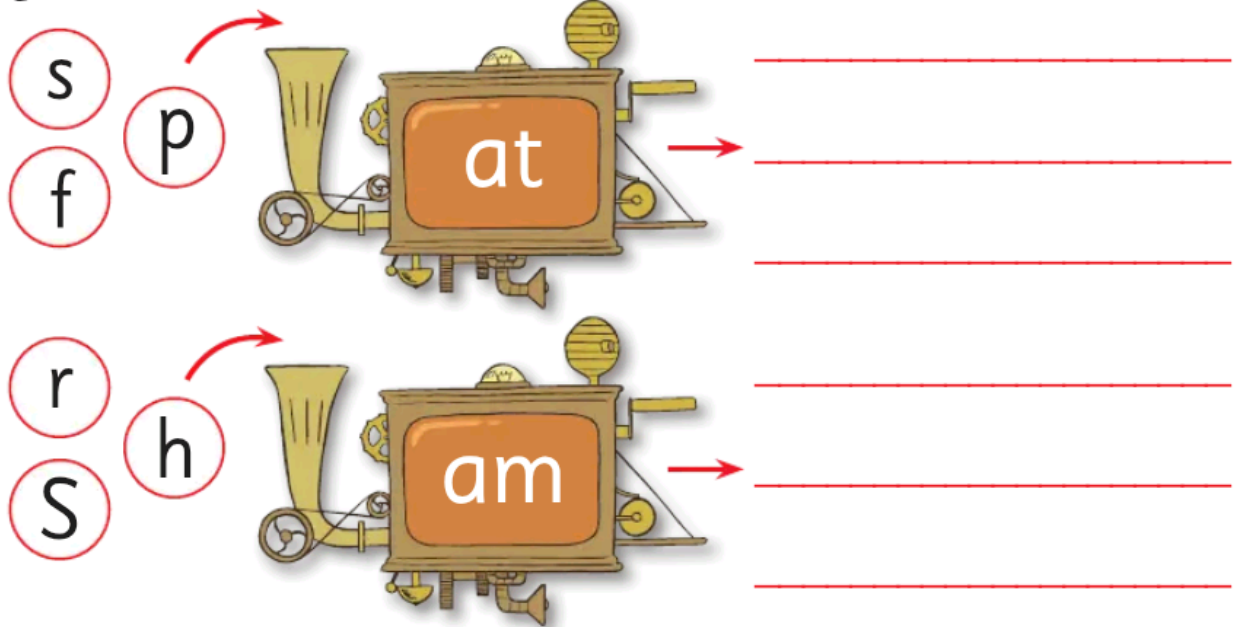
1 Say each word. Colour the vowel if it makes the short **a** sound as in **a**pple.



2 Say each word. Write in the short vowel **a**.



3 Join each letter to the word machine. Write each word you make.



4 Circle the words that rhyme with the picture.

sad



cup lad bed bin bad

cap



bug pig map top lap

bag



jug van hop rag pin

CHALLENGE

Find as many words as you can that end with the sound **ap**.

4 = Good job! 8 = Super! 10+ = Amazing!

Lesson 4 • Short vowel sound e



1 Colour the beds that have a short **e** sound as in **Meg**.



hen



dog



bed



hut



pet



den

2 Join the jigsaw pieces together. Write each word.



M

e

g



r

e

d



g

e

t



t

e

n

3 Complete each word. Draw its picture.



p _ _ g



g _ _ m



j _ _ t

4 Complete Peggy's word chain. Use a different letter each time.

ten

_ _ en

_ _ en

_ _ en



CHALLENGE

Write a rhyming word for:

pet beg men red

Lesson 5 • Short vowel sound i



1 Draw.



a wig on Big Pig



a bib on Sid the Kid

2 Colour the tins that have a short **i** sound as in **Sid**.



3 Circle the words that rhyme with the picture.

pin



dog pat bin bun fin

lips



sip pop leg rip map

lid



kid mad rid lap led

4 Colour the odd one in each row.

pig hat big wig

bit fit hot kit

dip lip hip map

bin fin win ten



CHALLENGE

Find as many words as you can that end with **in**.

4 = Cool! 8 = Wonderful! 10+ = Brilliant!

Lesson 6 • Short vowel sound o



1 Say each word. Colour the vowel if it makes the short o sound as in cot.



m o p



m u d



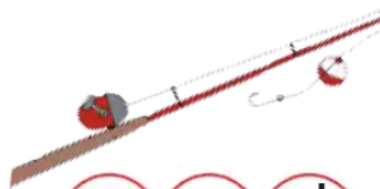
d o g



f o x



j e t



r o d

2 Colour the right word. Cross out the wrong word.



bax

box



dot

dut



map

mop



leg

log

3 Join each letter to Dotty Sun Spot's sound. Write each word you make.

p

d

h

l



4 Complete the sentence.



o

o

o

o

T ___ p D ___ g

g ___ t a p ___ t.



CHALLENGE



Write a rhyming word for:

fox cod fog hop not



Lesson 7 • Short vowel sound u



1 Colour the cups that have a short **u** sound as in **mu**g.



2 Say each word. Write in the short vowel **u**.



c b



j g



b g



m d



n t



b s

- 3 Complete Tugboat Bug's word chain. Use a different letter each time.

but

___ ut

___ ut

___ ut



- 4 Circle the words that rhyme with the picture.

sun



man fun rug sat run

cup



sup mop pup hip cap

tub



pot cub top rub dog

- 5 Complete the sentences.

My cat sleeps on a _____.

The milk is in the _____.

jug
rug

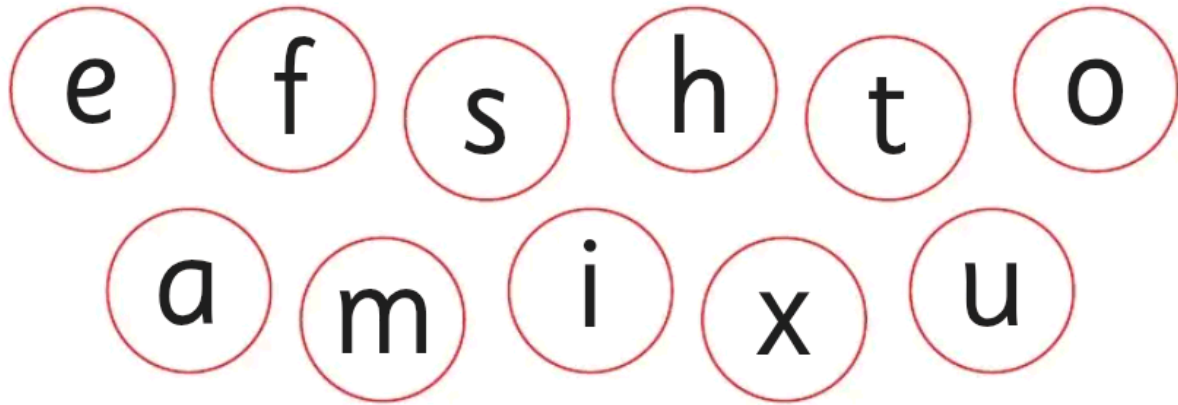
CHALLENGE

Write these words in alphabetical order.

mug gum fun but sun

Revision 1

- 1 Colour the consonants **red**.
Colour the vowels **blue**.



- 2 Match the pictures to their beginning sound.



g

b

l

v

c

j



3 Circle the pairs that rhyme.



sun



bun



leg



mop



cat



hat



can



fan

4 Complete the words.

a

e

i

o

u



p _ _ _ n



c _ _ _ t



h _ _ _ t



l _ _ _ g



d _ _ _ g



h _ _ _ t

CHALLENGE Circle the hidden words.

fanpetbitpoprunhensat

Lesson 8 • Long vowel sound a

The letters **ai**, **ay** and **a_e** make the long **a** sound as in **cake**.




- 1** Say the name of each picture. Circle the pictures that have the long **a** sound.



- 2** Colour the snails that make the long **a** sound.



3 Join each word to the matching cake.



cake

gate

may

pain

rain

say



4 Circle the words that rhyme with the picture.



hay

hat ray ran has say



snake

sat rake lad cake sun

whale



sale wag leg wig tail

CHALLENGE

Write sentences using these words:

day nail ape




Lesson 9 • Long vowel sound e

The letters **ee**, **ea** and **_e** make the long **e** sound as in **tree**.



1 Say the name of each picture. Put a ✓ in the box if it has a long **e** sound, as in **bee**.

☐☐☐☐☐☐

2 Join Zee the Bee to the flowers that have a long **e** sound.



3 Join the jigsaw pieces together. Write each new word.



4 Complete the sentence.

ea e ee



W_____ can s_____

Z_____ the B_____.

He is on a l_____f.



CHALLENGE

Find as many words as you can that have the long e sound. 7 = Well done! 10 = Great! 15+ = Fantastic!



Lesson 10 • Long vowel sound i


The letters **ie**, **igh**, **y** and **i_e** make the long **i** sound as in Smile the Crocodile.



- 1** Say the name of each picture. Join it to Bow Tie Magpie if it has the long **i** sound as in **hi**.



- 2** Circle Smile's pies if they have a long **i** sound.



- 3** Say and trace.

my
by

4 Colour the right word. Cross out the wrong word.



fir

fire



rip

ripe



pipe

pip



kite

kit

5 Complete the sentences.

Smile pie My like night

_____ name is _____.

I _____ to eat a _____.

every _____.



CHALLENGE Write a rhyming word for:


my dive fight tie

Lesson 11 • Long vowel sound o

The letters **oa**, **ow** and **o_e** make the long **o** sound as in Moe the Mole.



1 Draw.



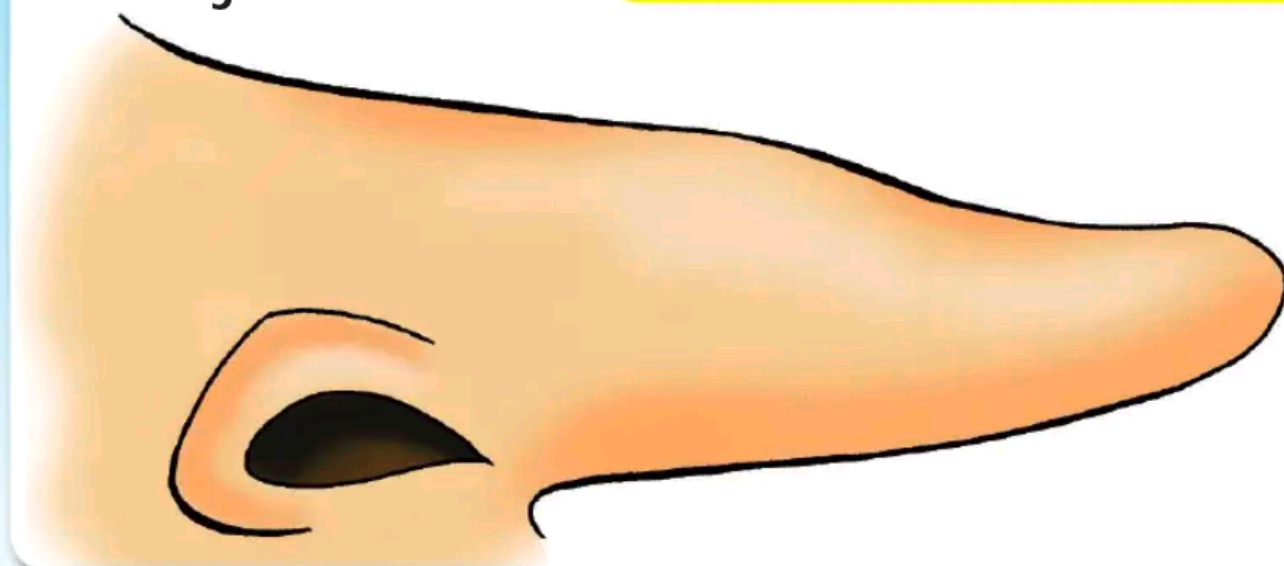
a goat on a boat



dog bones in a bowl

2 Say each word out loud. Write them on the nose if they have a long **o** sound.

nose hole rope cot
note top robe



3 Join each letter to Aye I Owe You's sound. Write each new word you make.

c

b

m

g



4 Colour the odd one out in each row.

bow

row

lot

low

load

hop

road

toad

hole

pole

mole

pop

mow

low

dog

sow



CHALLENGE

Write sentences using these words:

coat bow hole go

Lesson 12 • Long vowel sound u

The letters **oo**, **ew** and **u_e** make the long **u** sound.



1 Say the name of each picture. Circle the ones that have the long **u** sound, as in **boo**.



2 Join Blue Wing to the nests that have a long **u** sound.



new

cub

cute


put

cube

few

tune

3 Help Bunky Boo get to school. Join up all the words that have a long **u** sound.



4 Complete the sentence.



ute ew oo

Pinkipoo has a n_____


h_____p. It is very c_____.

CHALLENGE Circle the hidden words.

fewroofcutecoolnewzoo

Revision 2

1 Say the name of each picture. Join it to the correct cloud.



long **a**



long **e**



long **i**

long **o**



long **u**



2 Colour the words that have long vowel sounds.

he

low

top

gate

pool

day

see

pie

pipe

mop



3 Circle the pairs that rhyme.



ape




cape



tie



pie



pool



rope



cube



tube

4 Colour the correct word. Cross out the wrong word.

I can my .
 .

Can you me?

Smile likes .




CHALLENGE Write these words in alphabetical order.


rain goat jeep fire cute

Lesson 13 • Beginning sounds **bl**, **cl**, **fl**

1 Circle the blobs if the word begins with the sound **bl**.



1 Join Tick Tock Clock to his clocks. Write each word you make.



3 Complete the words. Match each word to its picture.

fl Fl



_____ obby


_____ ag

_____ y

_____ oor

_____ ame

_____ ute




4 Complete the sentences. Draw the picture.

cl bl fl Fl

_____ obby sees a _____ own.

The _____ own has a car
with a _____ ue _____ ag.

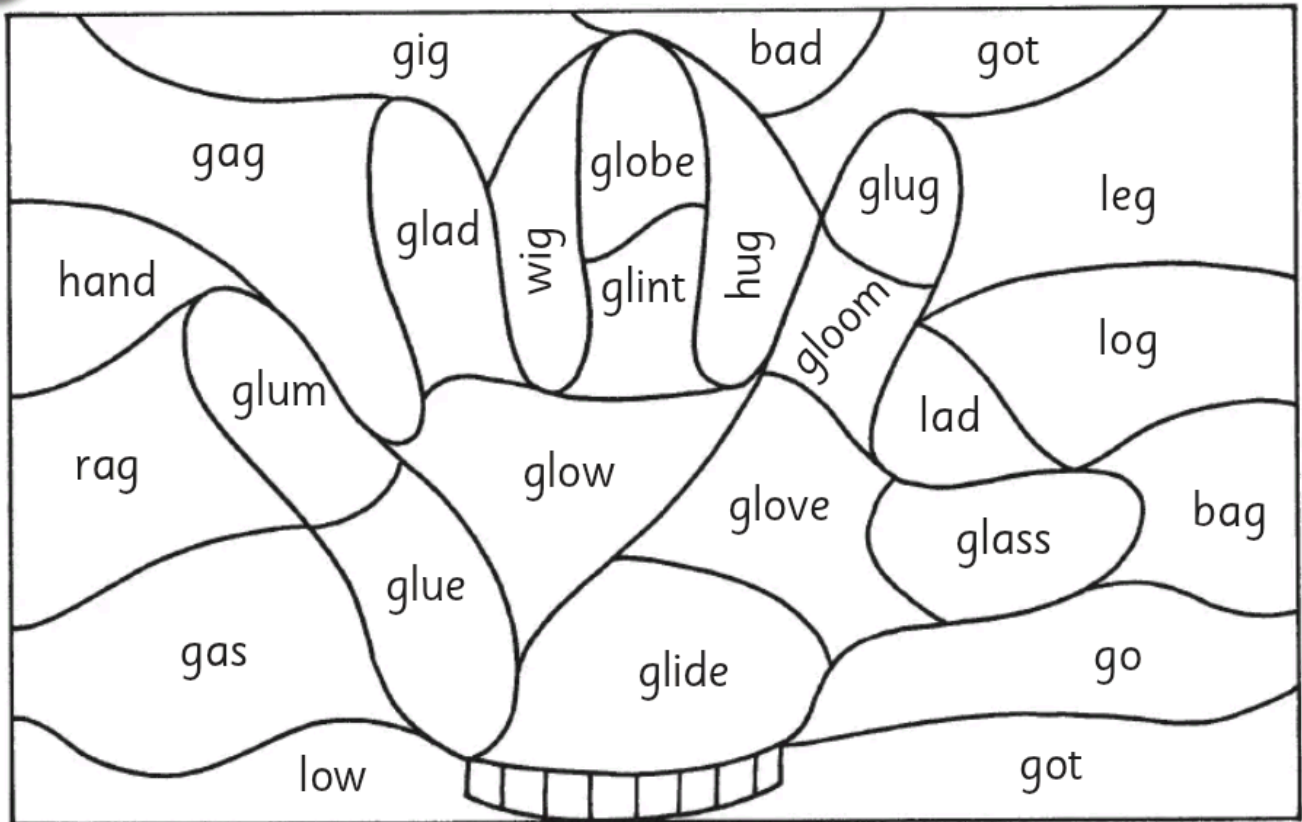


CHALLENGE Write 5 words that start with:

bl fl cl

Lesson 14 • Beginning sounds gl, pl, sl

1 Colour the words that begin with the sound **gl**.



1 Join Slip and Slide to the letters. Write each word you make.



y

ip

ow

am

3 Complete each word. Draw its picture.

pl pl pl



4 Say the name of each picture. Colour its beginning sound, then its ending sound. Write the word.



pl sl gl ug um ue



pl sl gl ug um ue



pl sl gl ug um ue

CHALLENGE Circle the hidden words.

glad plans lip glow plops low plum

Lesson 15 • Beginning sounds **br**, **cr**, **dr**, **fr**

1 Say the name of each picture.
Write the beginning sound.

br cr



ide



ane




ab



ush



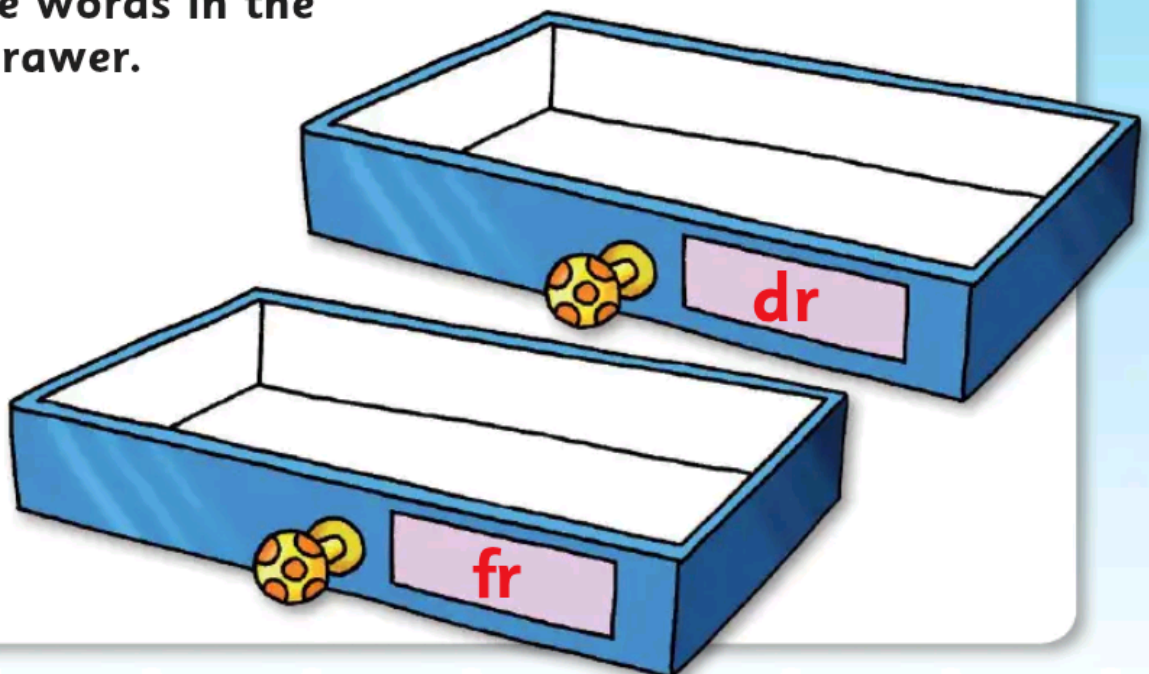
own



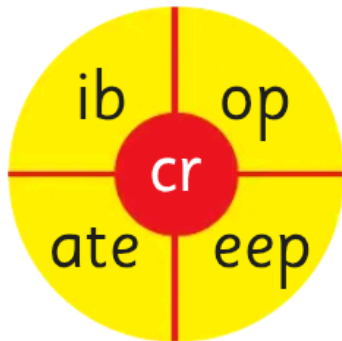
y

2 Write the words in the correct drawer.

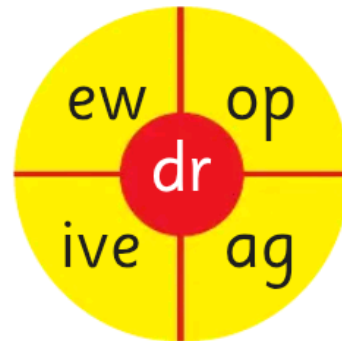
dry
frog
drop
drum
fry
from



3 Use the wheels to make words. Write the words.



cr _____



dr _____

4 Complete the sentences.



br dr Fr cr

_____ogfish is _____ave.


He will not _____y when
he hears the big _____um.

CHALLENGE Write sentences using these words:

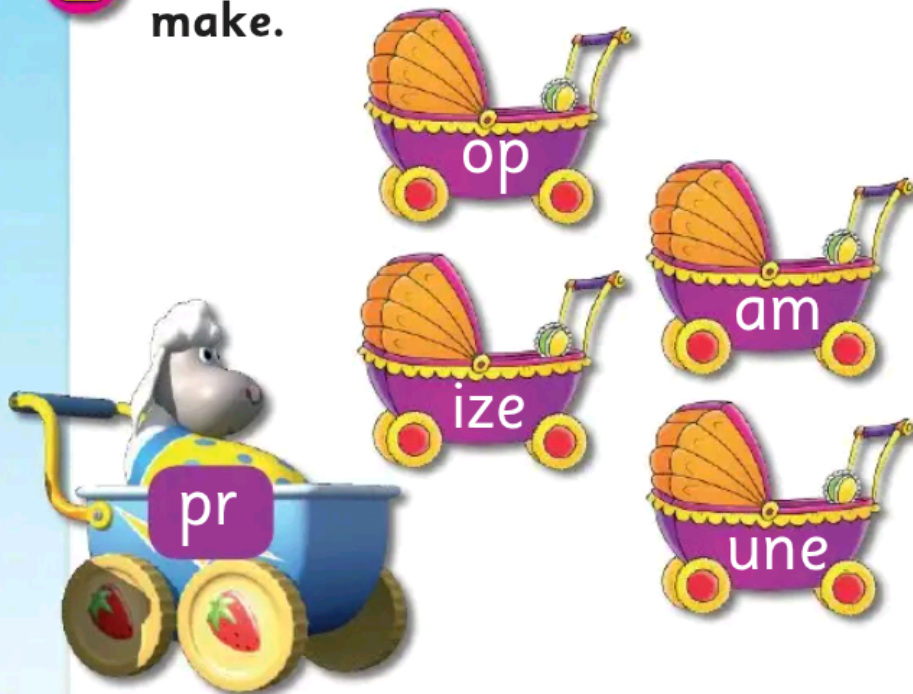
crawl broom drill fruit

Lesson 16 • Beginning sounds gr, pr, tr

1 Colour the grubs green if the word begins with the sound **gr**.



2 Join Pram Lamb to her prams. Write each word you make.



3 Complete the words.
Match each word to its picture.

tr



_____ ain



_____ am


_____ ee

_____ unk



_____ ay

_____ oll



4 Say the name of each picture. Colour its beginning sound, then its ending sound. Write the word.



tr

pr

gr

awn

ape

ain



tr

pr

gr

awn

ape

ain



tr

pr

gr

awn

ape

ain

CHALLENGE

Write 5 words that start with:

gr pr tr

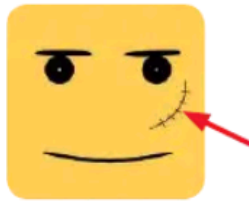
Lesson 17 • Beginning sounds **sc, sk, sm, sn**

1 Say the name of each picture.
Write the beginning sound.

sc sn



arf



ar



ake



ail



ore




ow

2 Join the jigsaw pieces together. Write each word.






3 Draw.



a scarf on a snail



a smelly skunk on skates

4 Complete the sentences.

sc Sm sn sk



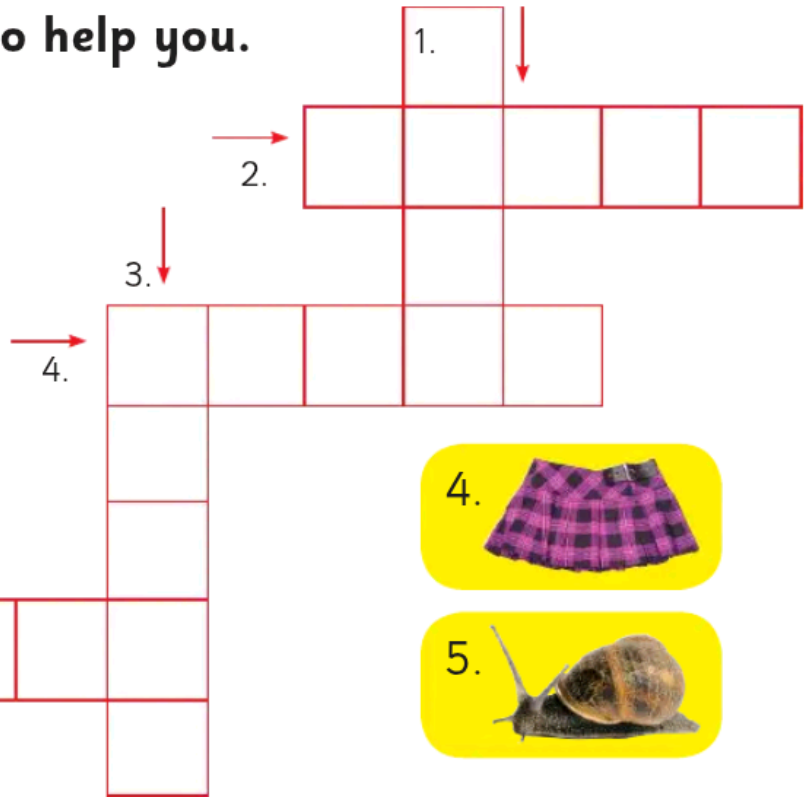
_____ile the Crocodile has
green _____in and a loud
_____ore. He _____ares me!

CHALLENGE Circle the hidden words.

scarskipsmartsniffscrub

Revision 3

1 Complete the crossword.
Use the pictures to help you.



2 Colour **bl** words **blue** and **gr** words **green**.

blue

grow

blob

blew


grab

green

blow

gran

grid



3 Complete the words. Match each word to its picture.

cl br fl cr gl pr



____ ush



____ ag



____ am

____ own



____ ove



____ ab



4 Say the name of each picture. Colour its beginning sound, then its ending sound. Write the word.



fr sl tr og ug am _____



fr sl tr og ug am _____



fr sl tr og ug am _____

CHALLENGE Write these words in alphabetical order.

plum drill brave grub

Lesson 18 • Beginning sounds **sp**, **st**, **sw**


1 Colour the words that begin with the sound **sp**.

slip sing spoon

spot speed

spit skip

spin spade



2 Use the wheels to make words. Write the words.



st _____



sw _____

3 Complete each word.
Draw its picture.

sp st sw

____ing

____oon

____ar

4 Complete the sentences.

sw st sp

Zebstar _____ops by the lake.

She _____ots a black _____an
in the water.

CHALLENGE Write 5 words that begin with:

sw st sp

Lesson 19 • Beginning sounds **ch**, **sh**

1 Say the name of each picture. Join it to the chest if it begins with the sound **ch**.



2 Colour Shelly Shark's shopping bags if they have the sound **sh**.



3 Join Charlie Chimp to the bananas. Write each word.



ch



op



in



at

4 Join Shelly Shark to the shells. Write each word.



sh



ip



op



ow

5 Colour the correct word. Cross out the wrong word.

I love to eat hot chips ships.

Shelly buys food at the shops chops.



CHALLENGE Write sentences using these words.
 chat chicken shark shirt

Lesson 20 • Beginning sounds **th**, **wh** ...

1 Read each word. Colour the sound **th**.

the them that those

Write each word in the correct boxes.

--	--	--	--

--	--	--

--	--	--	--	--

--	--	--	--

2 Join Wheely Whale to the wheels. Write each word you make.



3 Complete the words.
Match each word to its picture.

th wh

3



_____ umb

_____ ip

_____ eat

_____ orn

_____ ree

_____ y



4 Use the wheels to make words. Write the words.



th _____



wh _____

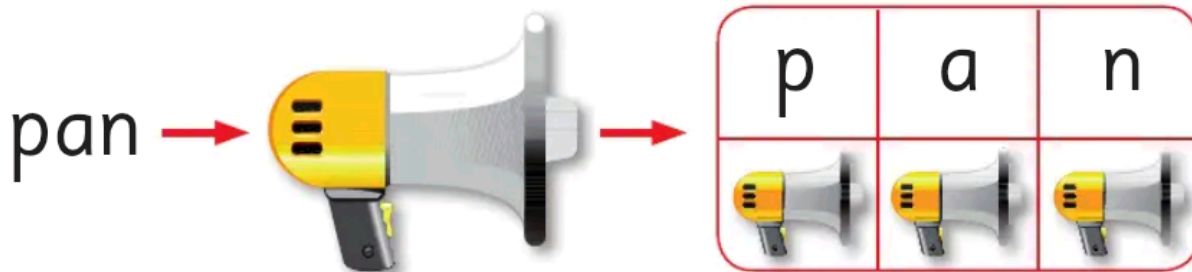
CHALLENGE

Write 5 words
that start with:

th wh

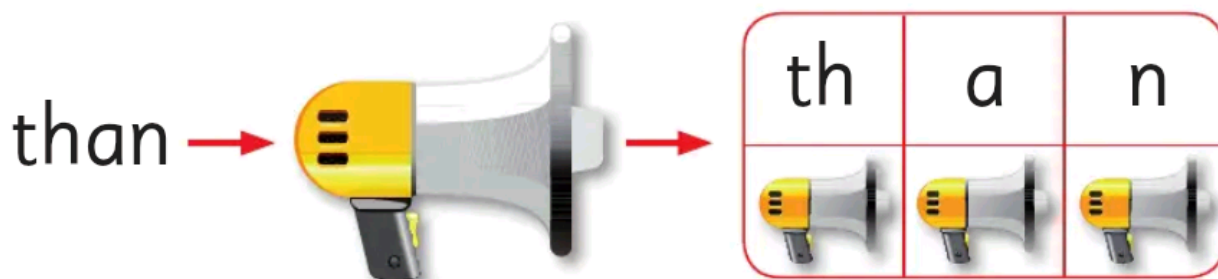
Lesson 21 • How many sounds?

1 Say the word **pan**. How many sounds can you hear?



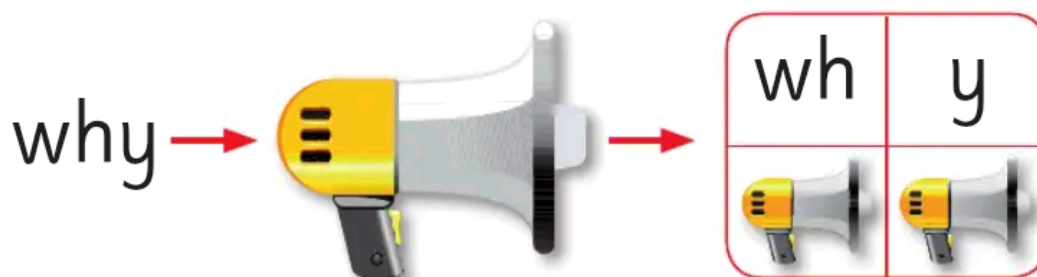
The word **pan** has 3 sounds.

2 Say the word **than**. How many sounds can you hear?



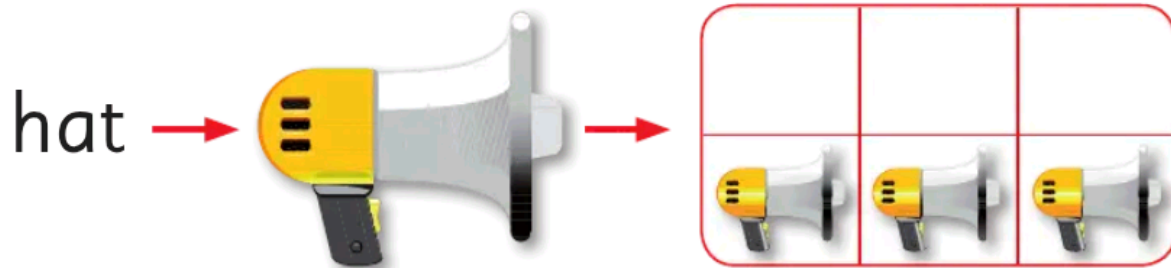
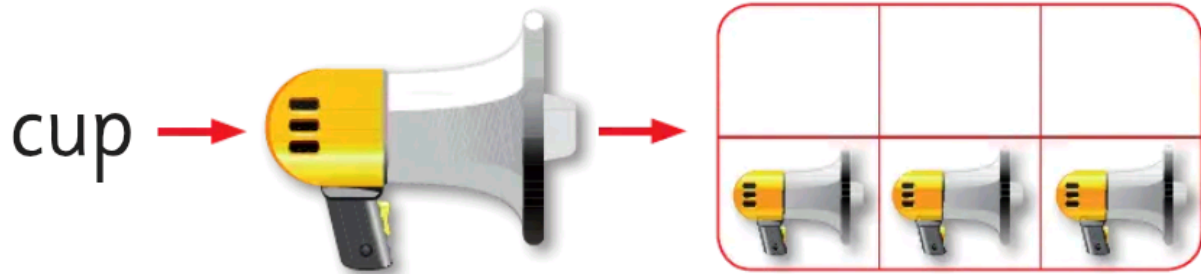
The word **than** has 3 sounds. **th** = 1 

3 Say the word **why**. How many sounds can you hear?



The word **why** has 2 sounds. **wh** = 1 

4 Join each word to the sound sorter. Complete the sound boxes.



5 Write the words in the correct boxes.

am chop she bag me them

--

2 sounds  

--

3 sounds   

CHALLENGE Write how many sounds are in each word.

cry why flag shy bell

Revision 4

- 1 Colour words with the beginning sound **ch** blue.
Colour words with the beginning sound **th** yellow.

chair

chimp

three

thin

chat

chase

the

thud

cheese

those



- 2 Use the wheels to make words. Write the words.

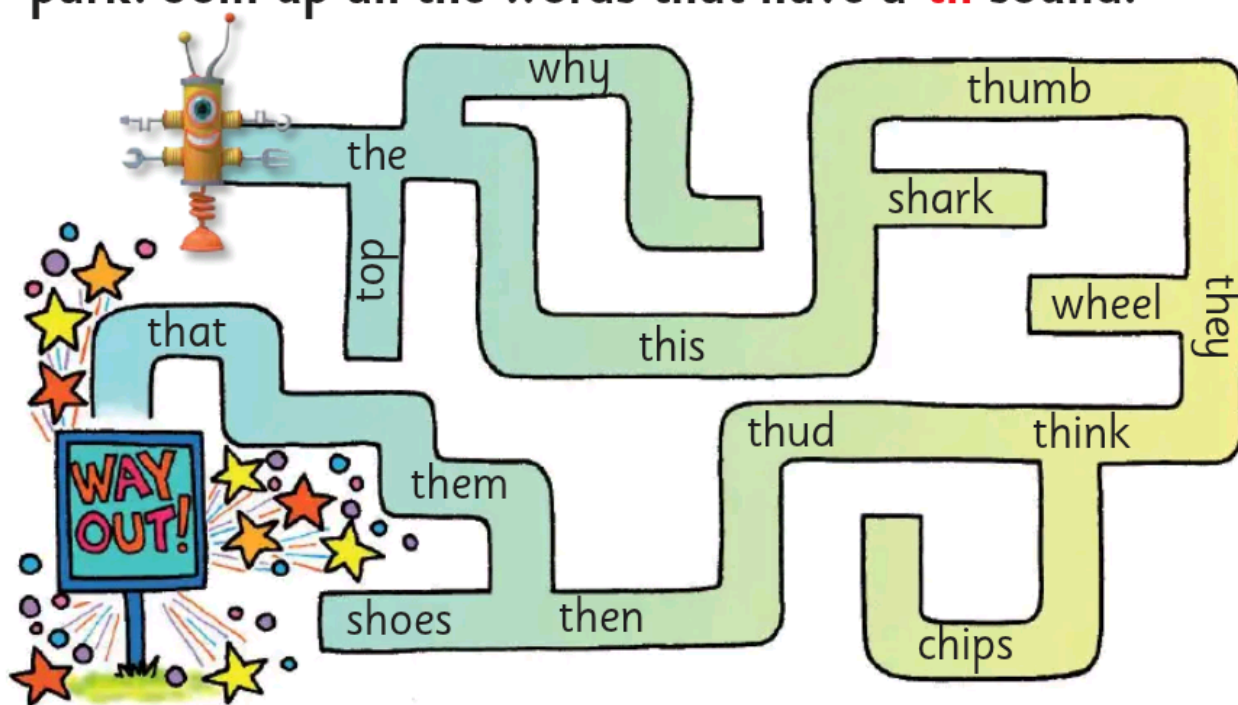


wh _____




sh _____

- 3** Help Thingamabob find his way out of the theme park. Join up all the words that have a **th** sound.




- 4** Say each word. Complete the sound boxes.


shed




them



chat



why



CHALLENGE Write these words in alphabetical order.

shell chin whale those

Lesson 22 • Final sounds **ck**, **lk**, **nk**

1 Say the words. Join them to the correct critter.

thank

pack

lick

ck

tank

clock

stick

ink

nk

sink



2 Join the jigsaw pieces together. Write each word.

m i

s i

w a

t a

l k

3 Say the name of each picture. Colour the ending sound.



ck lk nk



ck lk nk



ck lk nk



ck lk nk



ck lk nk



ck lk nk

4 Complete the sentences. Draw the picture.

nk lk ck

Tick Tock Clo_____ went for a
wa_____. He got stu_____ in some
mu_____. He started to si_____.
Poor Tick Tock Clo_____!

CHALLENGE Write 5 words that end with:

ck lk nk

Lesson 23 • Final sounds **nd**, **ng**, **nt**

1 Colour the rings **red** if they end with the sound **ng**.



2 Write the words in the correct tent.

hand


bent

hunt

land

spend

went



3 Complete the words.
Match each word to its picture.

nd

ng

nt



stri_____

te_____

pai_____

ha_____

sa_____

swi_____



4 Say the name of each picture. Colour its beginning, middle, then its ending sound. Write the word.



r pl b a i e nd nt ng _____



r pl b a i e nd nt ng _____



r pl b a i e nd nt ng _____

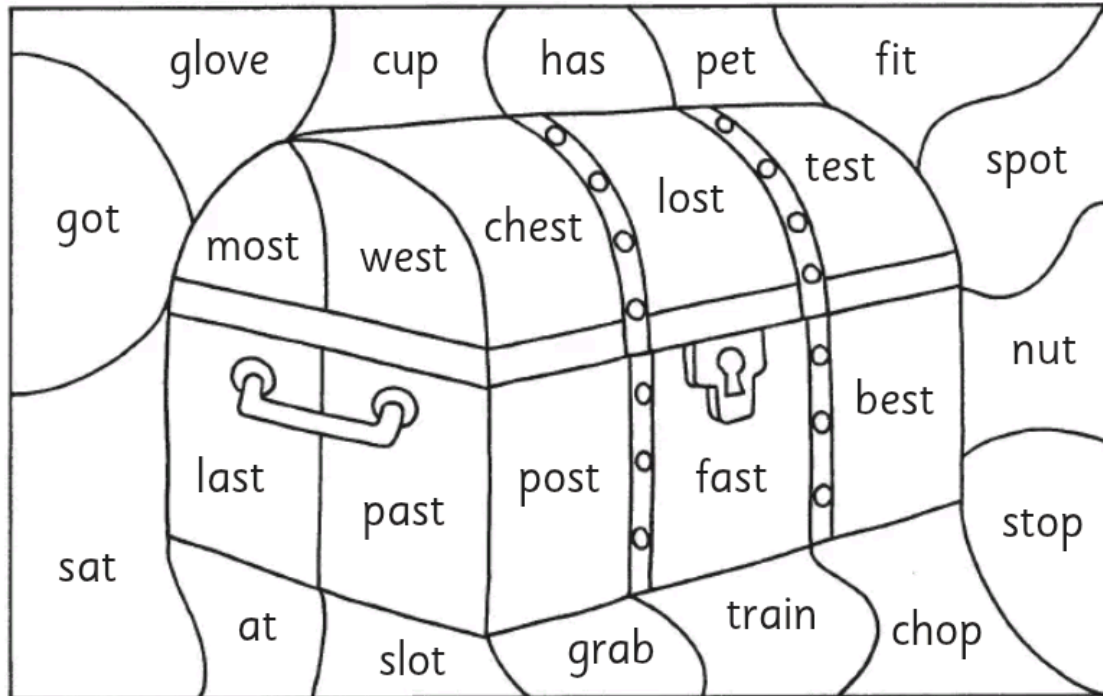


CHALLENGE Write 3 rhyming words for:
hand tent ring



Lesson 24 • Final sounds **ft**, **lt**, **st**


1 Colour the words that end with the sound **st**.



2 Say the name of each picture. Put a ✓ in the box if it ends with the sound **lt**.


☐

☐

☐

☐

☐

☐

3 Complete each word. Write the word.

ft







4 Complete the sentences.

ft

lt

st




Fast As has a so____ ice-cream.
It begins to me____. It has
spi____ on the floor. Fast As
mu____ clean it up.



CHALLENGE

Write 5 words that end with:

ft lt st



Lesson 25 • Final sounds ch, sh, th

- 1 Colour words with the final sound **ch** green.
Colour words with the final sound **th** blue.

cloth

church

rich


much

bath

teeth

crunch


fifth



- 2 Match the word to its picture.




brush



teeth


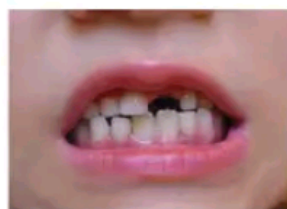
mash



rash

path

flash



3 Join each word to the sound sorter. Complete the sound boxes.

rush →



both →



4 Colour the correct word. Cross out the wrong word.

Frogfish likes to flies.

Zoom! Ladbug is in a .

Me Be Fish has got lots of .

Fluff the Duck loves her .



CHALLENGE Find the hidden words.

catchwithrushbunchclothfish

Lesson 26 • Final sounds ff, ll, ss, zz

1 Say the words. Join them to the correct critter.

hiss

boss

stuff

puff



mess

sniff

cross

cliff

ss




2 Write the words in the correct bell.

smell
buzz
yell
ball
fizz
whizz

ll


zz



3 Say the name of each picture. Colour the ending sound.



ff ss ll



zz ll ff



ss ll ff



zz ff ll



ss ff zz



ll ff ss

4 Complete the sentences.

zz ll ff ss



Octo Puss was cro_____.

Her drink had no fi_____.

She was in a hu_____.

She hid under a she_____.

CHALLENGE Write the words in the sound boxes.

hill =

mess =

Lesson 27 • Final sound **ing** and syllables

1 Colour the words that end with the sound **ing**.

bag

helping

cooking

sang

rushing

snowing

plug



2 Join the berries to Ding Bat. Write each word you make.

eat

smell

fly

buzz



3 Words can be broken up into parts called **syllables**.

snow + ing = snowing

+ = playing

+ = singing

+ = sleeping

+ = washing

4 Use the word wheel to make words. Write the words.



_____ing

CHALLENGE

Write a word that has:



1 syllable

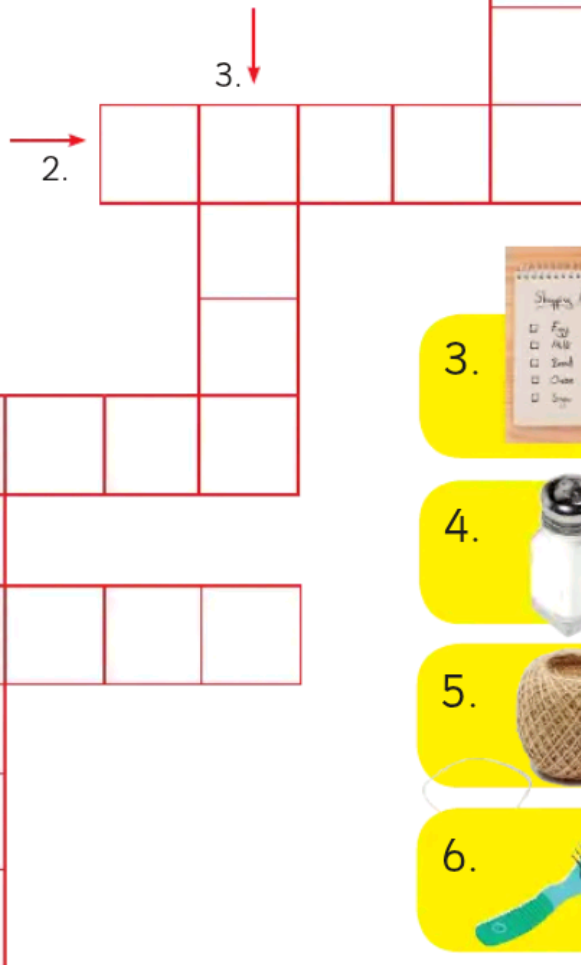
2 syllables

3 syllables



Revision 5

1 Complete the crossword.
Use the pictures to help you.



1. 

3. 

2. 

5. 

4. 

6. 

3. 

4. 

5. 

6. 

2 Colour **ck** words **blue** and **nk** words **pink**.



3 Complete the words. Match each word to its picture.

ng nd ff th ss ft



ki_____

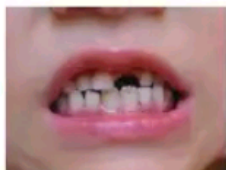
Flu_____

che_____

li_____

tee_____

ha_____



4 Complete the syllable boxes.

+ = fishing

+ = walking

+ = jumping

+ = looking

CHALLENGE Write these words in alphabetical order.

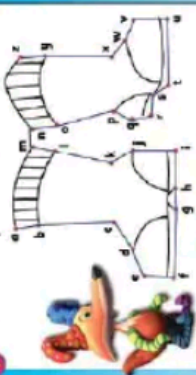
silk tent bell fizz much

Answers • Pages 8 to 23

Lesson 1 • The alphabet

abcdefghijklmnopqrstuvwxyz

1 Join the dots in alphabetical order.




2 Complete the bands in alphabetical order.



The letters a e i o u are called vowels.
The other letters are called consonants.

3 Colour the vowels red. Colour the consonants blue.



Complete:
I found 5 consonants.
I found 5 vowels.


CHALLENGE Write your name
How many consonants? How many vowels?

Lesson 3 • Short vowel sound a

1 Say each word. Colour the vowel if it makes the short a sound as in apple.



2 Say each word. Write in the short vowel a.



Lesson 4 • Short vowel sound e

1 Colour the beds that have a short e sound as in Meg.



2 Join the jigsaw pieces together. Write each word.



Lesson 2 • Consonants


1 Say the name of each picture. Write the beginning sound.



2 Match each letter to its beginning sound.



3 Say the name of each picture. Colour the ending sound.



4 Say the name of each picture. Draw a red circle around it if it ends with the sound g.

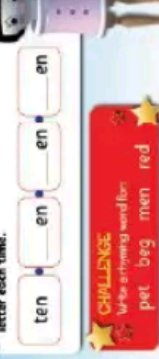


CHALLENGE Find as many words as you can that end with the sound t.
4 = Good work! (B = Bread, D = Dinosaur)

3 Complete each word. Draw its picture.



4 Complete Pegg's word chain. Use a different letter each time.



CHALLENGE Write a rhyming word for
pet beg men red

Lesson 5 • Short vowel sound i

1 Draw.

a wig on Big Pig

a fib on Sid the kid

2 Colour the tins that have a short i sound as in Sid.

pin hop tin kit big pot lip hit

3 Circle the words that rhyme with the picture.

dog pat bin bun fin
lip sip pop leg rip map
lid kid mad rid lap led

4 Colour the odd one in each row.

plig hot big wig
bit fit hot kit
dip lip hip map
bin fin win ten

CHALLENGE
Try to write as many words as you can that end with the sound 'i' in a word.

Lesson 6 • Short vowel sound o

1 Say each word. Colour the vowel if it makes the short o sound as in dot.

mo p mud jet fox x dog r o d

2 Colour the right word. Cross out the wrong word.

dot out box box leg log map map

3 Join each letter to Dotty Sun Spot's sound. Write each word you make.

pot dot hot lot

4 Complete the sentence.

T O p D O g
g O : a p O t

CHALLENGE
Write a rhyming word for:
fox cod fog hop not

Lesson 6 • Short vowel sound o

1 Say each word. Colour the vowel if it makes the short o sound as in dot.

mo p mud jet fox x dog r o d

2 Colour the right word. Cross out the wrong word.

dot out box box leg log map map

3 Join each letter to Dotty Sun Spot's sound. Write each word you make.

pot dot hot lot

4 Complete the sentence.

T O p D O g
g O : a p O t

CHALLENGE
Write a rhyming word for:
fox cod fog hop not

Revision 1

1 Colour the consonants red. Colour the vowels blue.

e f s h t o
a m i x u

2 Match the pictures to their beginning sound.

g b l y c

3 Circle the pair's that rhyme. Write a rhyming word for:

sun bun hot cat
egg map fan can

4 Complete the words.

a e i o u
p i n c a t
h a t l e g
d o g h u t

CHALLENGE
Write a rhyming word for:
lanet bit popi unit ensat

Answers • Pages 24 to 39

Lesson 8 • Long vowel sound a

The letters a, ay and e make the long a sound in cake.

1 Say the name of each picture. Circle the pictures that have the long a sound.

2 Colour the each that make the long a sound.

3 Join each word to the matching cake.

4 Circle the words that rhyme with the picture.

CHALLENGE Write sentences using these words:

day nail ape

Lesson 9 • Long vowel sound e

The letters ee, ea and e make the long e sound in tree.

1 Say the name of each picture. Put a ✓ in the box if it has a long e sound, as in bee.

2 Join Zee the Bee to the flowers that have a long e sound.

3 Join the jigsaw pieces together. Write each new word.

4 Complete the sentence.

we can see zee the Bee. He is on a leaf.

CHALLENGE Think: many words in this can be found in the long e sound. Write down 10 words.

Lesson 10 • Long vowel sound i

The letters i, igh, y and e make the long i sound in kite.

1 Say the name of each picture. Join it to Bow The Moose. If it has the long i sound on in it.

2 Circle Smiley pig if they have a long i sound.

4 Colour the right word. Cross out the wrong word.

5 Complete the sentences.

Smile pig. My like night. My name is Smile. I like to eat a pie every night.

CHALLENGE Write an ending word for my dive fight tie

Lesson 11 • Long vowel sound o

The letters oo, ow and o make the long o sound as in bow the bow.

1 Draw.

2 Say each word out loud. Write them on the nose if they have a long o sound.

3 Join each letter to Owe the sound. Write each new word you make.

4 Colour the odd one out in each row.

CHALLENGE Write and colour 10 new words: coat, bow, hole, go

The letters **oo**, **ew** and **ue** make the long **u** sound.

1 Say the name of each picture. Circle the ones that


-

-

CHALLENGE Circle the hidden words.
fewroofcutecoolnewzoo

fewroofcutecoolnewzoo

- 1 Circle the blobs if the word begins with the sound **bl**.

- Join Tick Tock Clock to his clocks. Write each word
- you make.
- clap clay club clog
- ap ay ub og
- 

-

1

1 Colour the words that begin with the sound **gl**.

- 1 Join Slip and Slide to the letters. Write each word you make.
- slip slow slam
- sl
- ly ip ow am

- slip slow slam

2

1 Say the name
cloud.

2. Colour the words that have long vowel sounds.
- gate see mop
top day pipe
low pool pie
he
- 

- 1

- ape rope
ape rope
pool rope

- 
- I can row my boat.
Can you see me?
- Smile it has pretty pines.

Answers • Pages 40 to 55

Lesson 16 • Beginning sounds gr, pr, tr

1 Colour the grub green if the word begins with the sound gr.

2 Join Prun Lamb to her prawns. Write each word you make.

3 Complete the words. Match each word to its picture.

4 Say the name of each picture. Colour its beginning sound, then its ending sound. Write the word.

CHALLENGE Write 5 words that start with gr pr tr

Lesson 15 • Beginning sounds br, cr, dr, fr

1 Say the name of each picture. Write the beginning sound.

2 Write the words in the correct drawer.

3 Use the wheels to make words. Write the words.

4 Complete the sentences.

CHALLENGE Write sentences using these words: crawl broom drill fruit

Revision 3

1 Complete the crossword. Use the pictures to help you.

2 Colour 5 words blue and 5 words green.

3 Complete the words. Match each word to its picture.

4 Say the name of each picture. Colour its beginning sound, then its ending sound. Write the word.

CHALLENGE Write three words that start with slug plum drill brave grub

Lesson 17 • Beginning sounds sc, sk, sm, sn

1 Say the name of each picture. Write the beginning sound.

2 Join the jigsaw pieces together. Write each word.

3 Draw.

4 Complete the sentences.

CHALLENGE Write five hidden words: scorskipmartsniffscrub

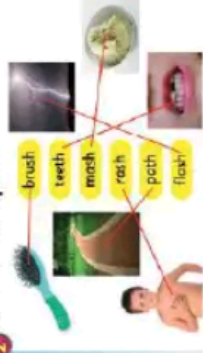
付片式

Lesson 25 Final sounds ch, sh, th

- 1 Colour words with the final sound **ch** green.
Colour words with the final sound **th** blue.



- 2 Match the word to its picture.



- 3 Join each word to the sound sorter. Complete the sound boxes.



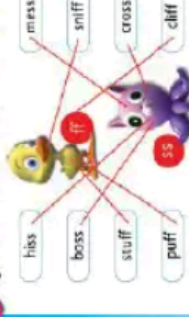
- 4 Colour the correct word. Cross out the wrong word.



CHALLENGE Find the hidden words.
catchwithrushbunchclothfish

Lesson 26 Final sounds ff, ll, ss, zz


- 1 Say the words. Join them to the correct crither.



- 2 Write the words in the correct bell.



- 3 Say the name of each picture. Colour the ending sound.



- 4 Complete the sentences.

Octo Puss was **ss**.
Her drink had no **ff**.
She was in a hu **ff**.
She hid under a she **ll**.

CHALLENGE Write the words in the correct box.
hill = **h i l l** mess = **m e s s**

Lesson 27 Final sound ing and syllables

- 1 Colour the words that end with the sound **ing**.

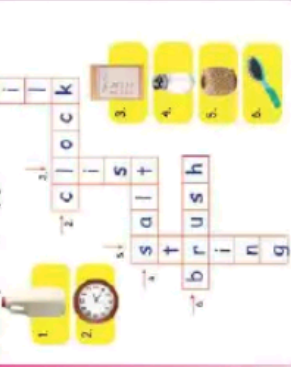


- 2 Join the berries to Ding Bat. Write each word you make.



Revision 5

- 1 Complete the crossword.
Use the pictures to help you.



- 2 Colour **ck** words blue and **ck** words pink.



- 3 Complete the words. Match each word to its picture.



- 4 Complete the syllable boxes.



CHALLENGE Write these words in the right order.
silk tent bell fizz much