



# FIMS SCHOOLS

*The Name Is Reliable. . . Your Child Is Our Child*

## LETTER W ACTIVITIES




**FREE**

**2025 FIMS TEACHING RESOURCES**

# LETTER OF THE WEEK

## ACTIVITY BOOK

# Ww



Name \_\_\_\_\_ Class \_\_\_\_\_

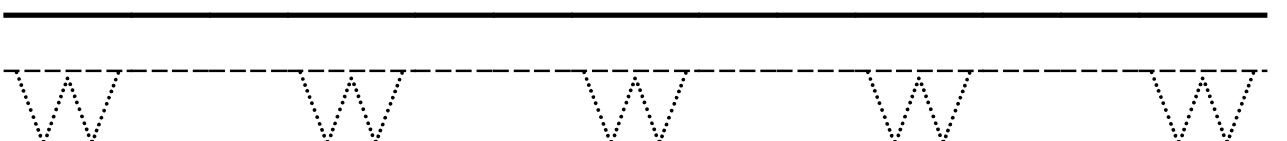
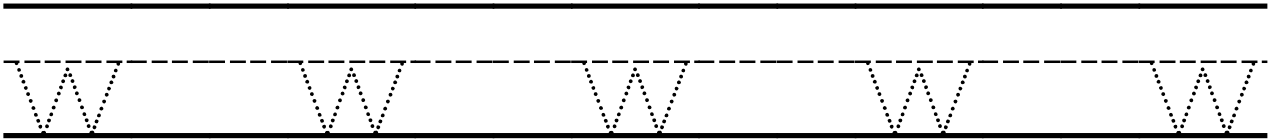
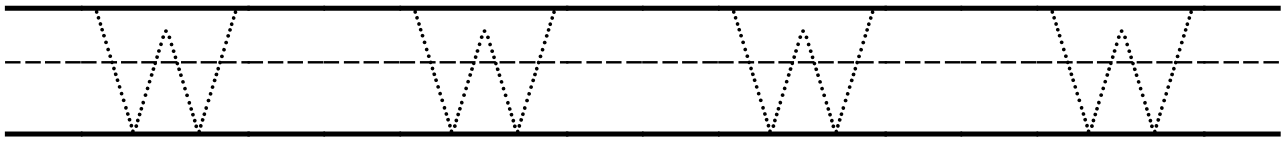


**COPYRIGHT** | **WORKSHEETPOINT.COM** | **FIMS.ORG.PK** | **FIMSSCHOOLS.COM**

ALL RIGHTS RESERVED | NO CONTENT OF THESE WEBSITES CAN BE COPIED OR REPRODUCED IN ANY FORM WITHOUT PERMISSION

Name \_\_\_\_\_ Date \_\_\_\_\_

# Trace the letter Ww.



Name \_\_\_\_\_ Date \_\_\_\_\_

Write the letter Ww.

W W W W W

\_\_\_\_\_

-----

\_\_\_\_\_

\_\_\_\_\_

-----

\_\_\_\_\_

w w w w w

\_\_\_\_\_

-----

\_\_\_\_\_

\_\_\_\_\_

-----

\_\_\_\_\_

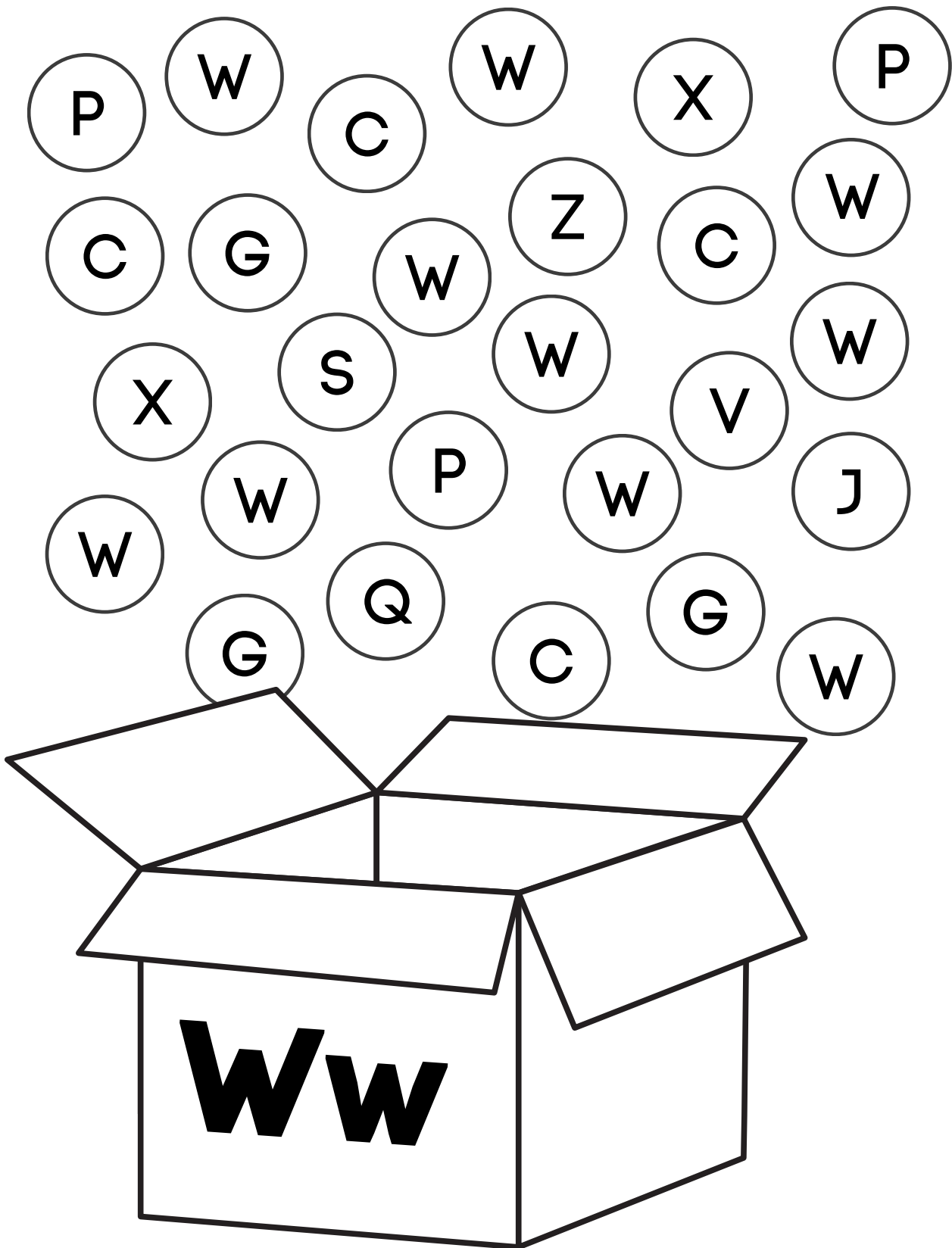




Name \_\_\_\_\_

Date \_\_\_\_\_


Dab the uppercase W.



Name \_\_\_\_\_


Date \_\_\_\_\_

Dab the lowercase w.



Name \_\_\_\_\_ Date \_\_\_\_\_

Draw two pictures that begin with W.

The image contains two large, empty rectangular boxes stacked vertically, intended for drawing. Each box is outlined with a thick black border and occupies approximately half of the page's drawing area.

**COPYRIGHT** | **WORKSHEETPOINT.COM** | **FIMS.ORG.PK** | **FIMSSCHOOLS.COM**

ALL RIGHTS RESERVED | NO CONTENT OF THESE WEBSITES CAN BE COPIED OR REPRODUCED IN ANY FORM WITHOUT PERMISSION

Name \_\_\_\_\_

Date \_\_\_\_\_

Color the pictures that begin with W.

